


ALCOSWITCH NEXT GENERATION DIP SWITCH

ADE & ADF SERIES

INTRODUCTION


TE Connectivity's (TE) ALCOSWITCH Next Gen. DIP switch ADE (Extended actuator) and ADF (Flush type actuator) series are designed for space-saving and streamlined manufacturing with high contact pressure allowing for aqueous cleaning with virtually no need for tape sealing.

The ALCOSWITCH ADE and ADF series are available in through-hole and surface-mount options. The styles of actuators are based on respective series: ADE with extended actuators, ADF with flush actuators. ADE/ ADF are available in both tube and tape/reel packaging options.




BENEFITS

- Raised (extended) or recessed (flush) for design flexibility.
- Through-hole & surface mounted.
- Extremely high contact pressure system allows aqueous or solvent cleaning with virtually no need for tape sealing.
- Gold contact plating for high reliability and corrosion resistance.
- Tape and reel packaging available for quick pick-and-place assembly.



APPLICATIONS

- Industrial and automated control boards
- Fire and security systems
- Thermostats
- Elevator/Escalator
- Telecommunication devices



KEY FEATURES

- Better space management because of low profile design, 30% smaller in size compared to conventional dip switches available in market.
- Sliding type contact supports better performance and higher reliability when compared to conventional seesaw type contact.

ALCOSWITCH NEXT GENERATION DIP SWITCH

ADE & ADF SERIES

ELECTRICAL CHARACTERISTICS

Rating:	
Switching	25mA, 24VDC
Non-switching	100mA, 50VDC
Contact resistance:	
Initial	50mΩ
After life test	150mΩ Max
Insulation resistance	100MΩ / 500VDC
Withstand voltage	500 VAC for 1 minute
Life	Min 1,000 Cycles / 25mA,24VDC
Switching cycles	20 cycles within 1 minute @100mA current

MECHANICAL CHARACTERISTICS

Operating force	1Kgf max
Stroke	0.9mm
Life cycles	Min 1,000 Cycles
Operating temperature	-40°C to +85°C
Storage temperature	-40°C to +85°C

MATERIALS

Cover	PA9T (UL94V-O)
Contact	BeCu, Au flash over nickel
Terminal	Phosphor bronze, Au flash over nickel
Actuator	PA46 (UL94V-O)
T/Case	PA9T (UL94V-O)

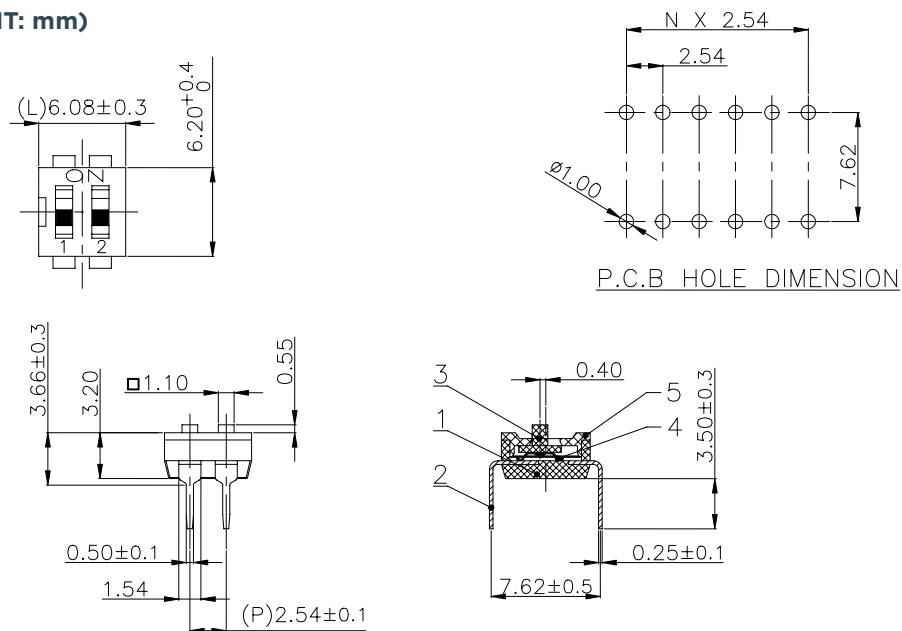
SOLDERING INFORMATION

1. Reflow soldering: 260°C, 10 sec max (Peak temperature)
2. Manual soldering: 30W iron, 320±5°C, 3 sec max
3. Keep in "OFF" position during soldering

ALCOSWITCH NEXT GENERATION DIP SWITCH

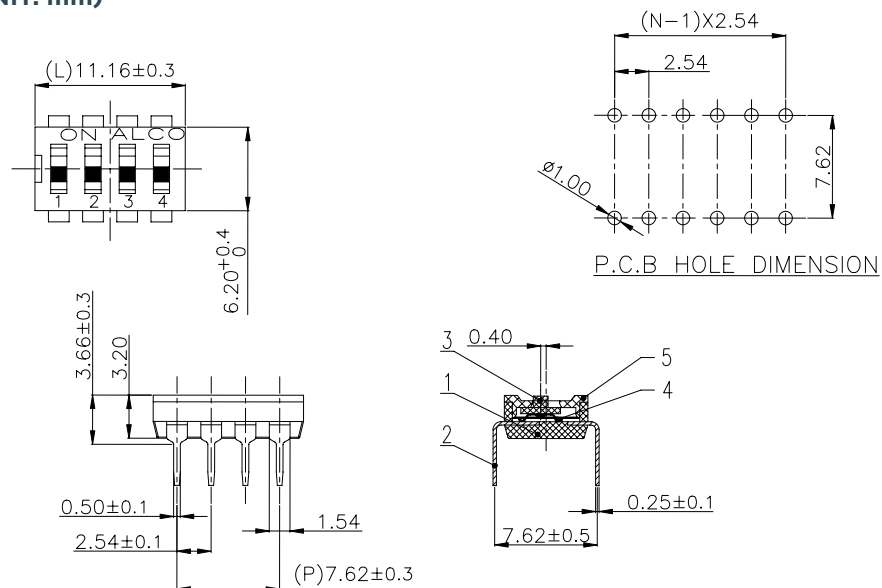
ADE & ADF SERIES

ADE DIMENSION (UNIT: mm)



TE Part Number	Poles	Dimension "L" (mm)	Dimension "P" (mm)
2454982-1	2	6.08	2.54
2454982-2	3	8.62	5.08
2454982-3	4	11.16	7.62
2454982-4	6	16.24	12.70
2454982-5	10	26.40	22.86
2454985-1	10	26.40	22.86
2454985-2	2	6.08	2.54
2454985-3	2	6.08	2.54

ADF DIMENSION (UNIT: mm)

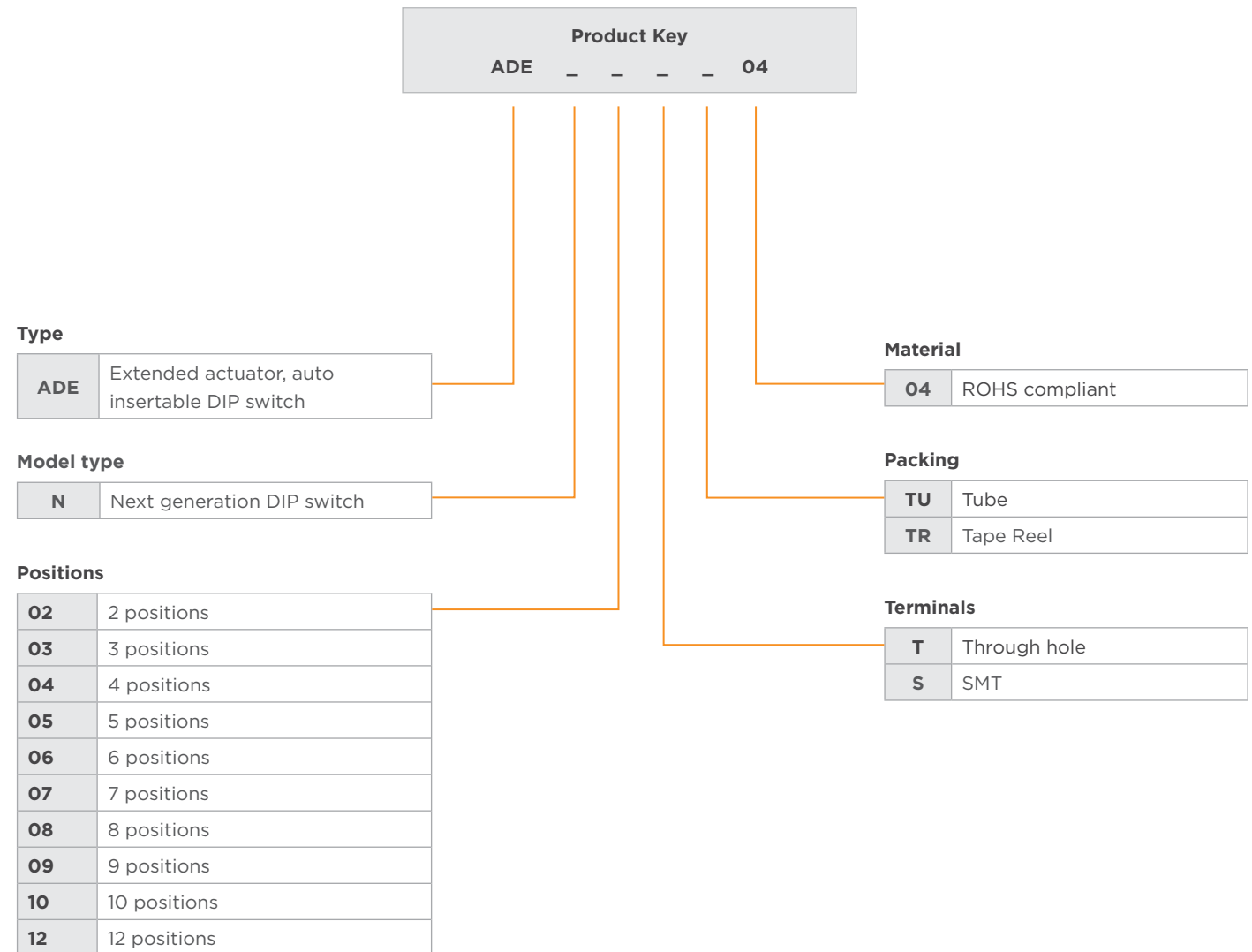


TE Part Number	Poles	Dimension "L" (mm)	Dimension "P" (mm)
2461924-1	4	11.16	7.62

ALCOSWITCH NEXT GENERATION DIP SWITCH

ADE & ADF SERIES

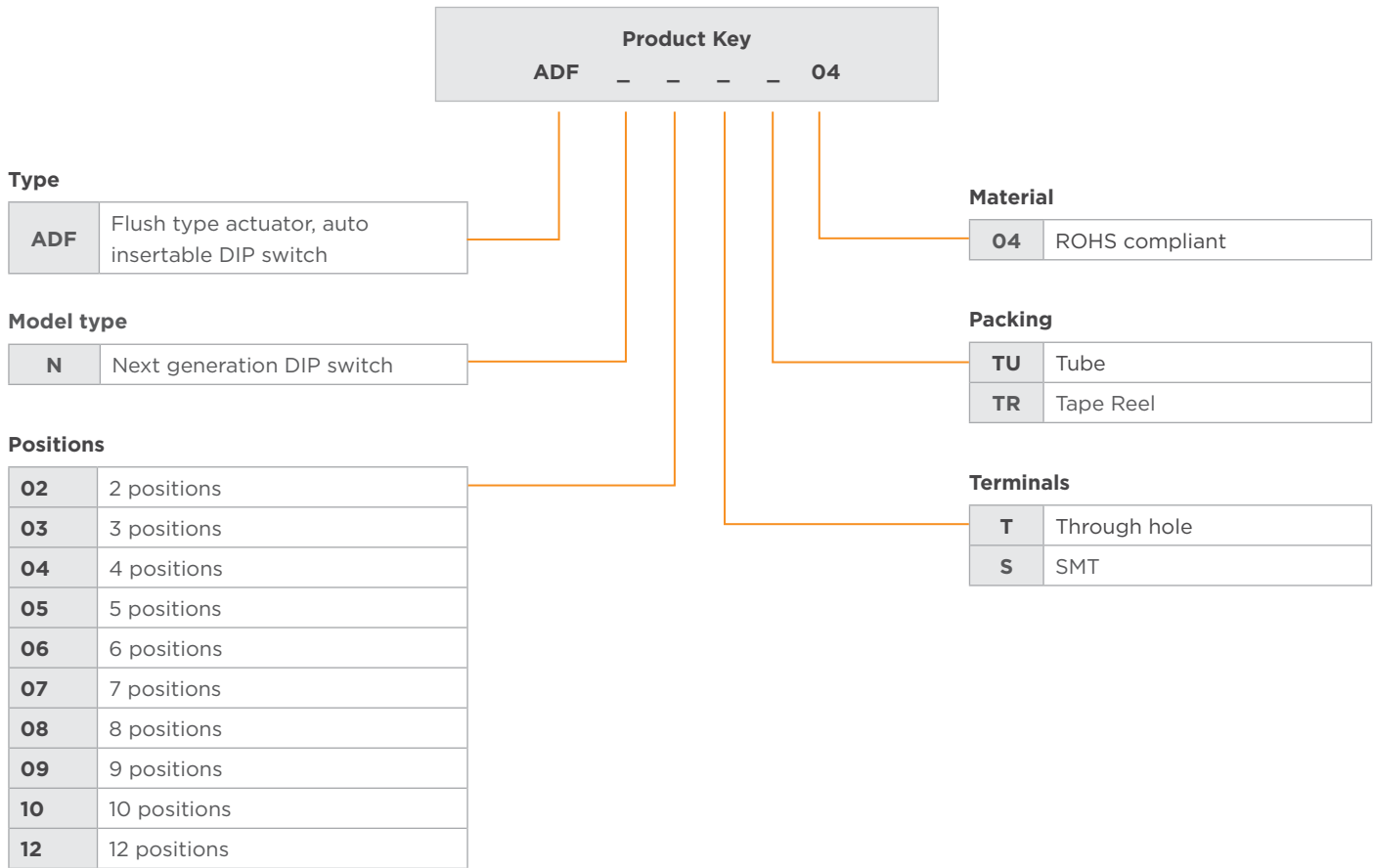
PRODUCT CODE STRUCTURE



PRODUCT SELECTION INFORMATION

TE Part Number	Part Description	Positions	Mounting Style	Actuator Style	Packaging
2454982-1	ADEN02TTU04	2	Through hole	Extended	Tube
2454982-2	ADEN03TTU04	3			
2454982-3	ADEN04TTU04	4			
2454982-4	ADEN06TTU04	6			
2454982-5	ADEN10TTU04	10			
2454985-1	ADEN10STU04	10	Surface Mount		TR - Tape/Reel
2454985-2	ADEN02STU04	2			
2454985-3	ADEN02STR04	2			

PRODUCT CODE STRUCTURE



PRODUCT SELECTION INFORMATION

TE Part Number	Part Description	Positions	Mounting Style	Actuator Style	Packaging
2461924-1	ADFN04TTU04	4	Through hole	Flush	Tube

te.com

©2023 TE Connectivity Ltd. Family of Companies. All Rights Reserved.

ALCOSWITCH, TE Connectivity, TE connectivity (logo) and Every Connection Counts are trademarks. All other logos, products and/or company names referred to herein might be trademarks of their respective owners.

While TE has made every reasonable effort to ensure the accuracy of the information in this document, TE does not guarantee that it is error-free, nor does TE make any other representation, warranty or guarantee that the information is accurate, correct, reliable or current. TE reserves the right to make any changes to the information contained herein without prior notice. TE Connectivity assumes only those obligations set forth in the terms and conditions for this product and shall in no event be liable for any incidental, indirect, or consequential damages arising out of the sale, resale, use, or misapplication of the product. TE expressly disclaims any implied warranties with respect to the information contained herein, including, but not limited to, implied warranties of merchantability or fitness for a particular purpose. Dimensions, specifications and/or information contained herein are for reference purposes only and are subject to change without notice. Consult TE for the latest dimensions, specifications and/or information. Users of TE Connectivity products must make their own assessment as to whether the respective product is suitable for the respective desired application.



Mouser Electronics

Authorized Distributor

Click to View Pricing, Inventory, Delivery & Lifecycle Information:

[TE Connectivity:](#)

[2454982-1](#) [2454982-2](#) [2454982-3](#) [2454982-4](#) [2454982-5](#) [2454985-1](#) [2454985-2](#) [2454985-3](#) [2461924-1](#)