



SMD Transformer for Ultrasonic Sensors

EP 6 series

Series/Type:	B78416
Ordering code:	B78416A*A003
Date:	2020-03-12
Version:	1

Construction

- Ferrite core
- EP 6 SMD type
- Shielding for optimized EMC-behavior
- 5 U-shape terminals

Applications

- Ultrasonic Sensor
- Ultrasonic Park Assist
- Industrial distance measuring
- Robotics

Features

- Qualification: AEC-Q200
- Resistance to reflow soldering heat in accordance to JEDEC J-STD-020D with T_{peak} 245 °C
- MSL level 1
- RoHS compatible

Marking

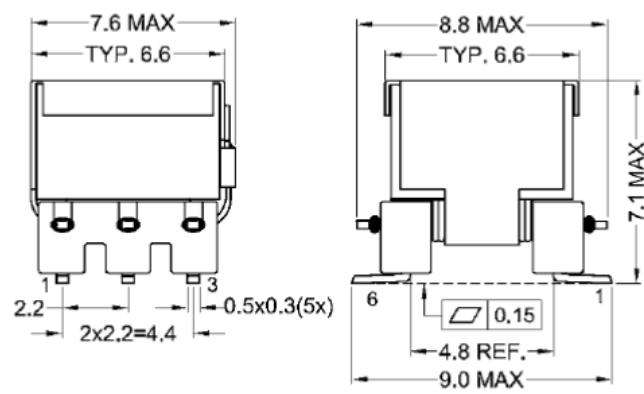
- Product brand, middle block of ordering code, date code, pin1 marker, production place identification code

Delivery mode and packing unit

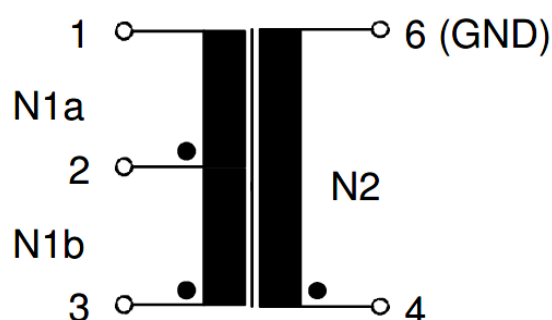
- Blister tape
- Packing unit: 1000 pcs. per reel



Dimensional drawing

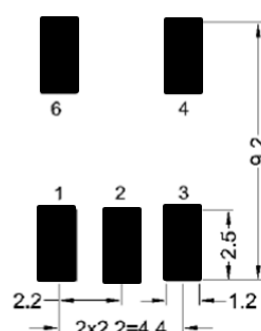


Schematics

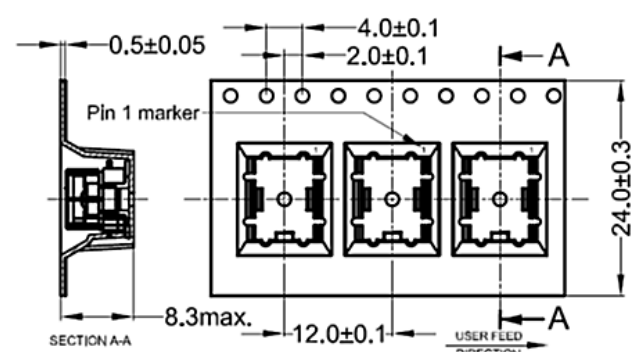


Recommendation: Connect Pin 6 on PCB to GND

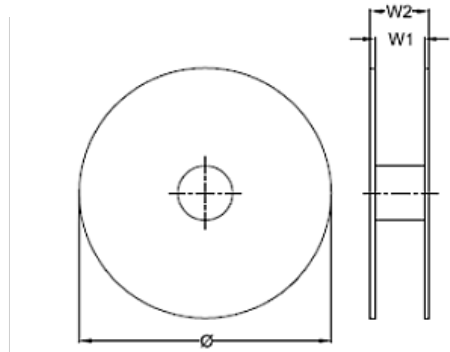
Recommended PCB layout (Top View)



Blister Tape



Reel: Ø 380 mm, W1: 24.4 mm, W2: 30.4 mm



Dimensions in [mm] / all dimensions without tolerances are typical values

Technical data and measuring conditions

Specified @ +25 °C if not mentioned otherwise / all values without tolerances are typical values

Inductance L (4 - 6)	Turns ratio N _{1a} : N _{1b} : N ₂	R _{DC} N _{1a} / N _{1b}	R _{DC} N ₂	Operating frequency	Ordering code
3 mH ±10% ¹	1 : 1 : 8.42	0.59 Ω / 0.59 Ω	23.0 Ω	52 kHz	B78416A2232A003
3 mH ±10% ^{1, 2}	1 : 1 : 8.42	0.59 Ω / 0.59 Ω	23.0 Ω	52 kHz	B78416A2360A003
0.23 mH ±8% ³	1 : 1 : 9	0.23 Ω / 0.23 Ω	8.7 Ω	300 kHz	B78416A2386A003
4.2 mH ±8% ³	1 : 1 : 15	0.55 Ω / 0.55 Ω	33 Ω	50 kHz	B78416A2430A003
5 mH ±10% ³	1 : 1 : 10.1	0.74 Ω / 0.74 Ω	29.2 Ω	50 kHz	B78416A2433A003

High Voltage test (N _{1a} , N _{1b}) / N ₂ (f = 50 Hz, t = 1 s)	200 V _{RMS}
Weight	appr. 1 g
Operating temperature range (component)	−40 °C ... +125 °C

¹ Inductance test conditions: V = 1 V, f = 52 kHz

² Version with short cut between shielding and Pin 6

³ Inductance test conditions: V = 100 mV, f = 50 kHz

Cautions and warnings

- Please note the recommendations in our Inductors data book (latest edition or in the Internet) and in the data sheets.
Particular attention should be paid to the derating curves given there. The soldering conditions should also be observed. Temperatures quoted in relation to wave soldering refer to the pin, not the housing.
- If the components are to be washed varnished it is necessary to check whether the washing varnish agent that is used has a negative effect on the wire insulation, any plastics that are used, or on glued joints. In particular, it is possible for washing varnish agent residues to have a negative effect in the long-term on wire insulation.
- The following points must be observed if the components are potted in customer applications:
 - Many potting materials shrink as they harden. They therefore exert a pressure on the plastic housing or core. This pressure can have a deleterious effect on electrical properties, and in extreme cases can damage the core or plastic housing mechanically.
 - It is necessary to check whether the potting material used attacks or destroys the wire insulation, plastics or glue.
 - The effect of the potting material can change the high-frequency behaviour of the components.
- Ferrites are sensitive to direct impact. This can cause the core material to flake, or lead to breakage of the core.
- Even for customer-specific products, conclusive validation of the component in the circuit can only be carried out by the customer.

Display of ordering codes for TDK Electronics products

The ordering code for one and the same product can be represented differently in data sheets, data books, other publications, on the company website, or in order-related documents such as shipping notes, order confirmations and product labels. **The varying representations of the ordering codes are due to different processes employed and do not affect the specifications of the respective products.** Detailed information can be found on the Internet under www.tdk-electronics.tdk.com/orderingcodes

Important notes

The following applies to all products named in this publication:

1. Some parts of this publication contain **statements about the suitability of our products for certain areas of application**. These statements are based on our knowledge of typical requirements that are often placed on our products in the areas of application concerned. We nevertheless expressly point out **that such statements cannot be regarded as binding statements about the suitability of our products for a particular customer application**. As a rule we are either unfamiliar with individual customer applications or less familiar with them than the customers themselves. For these reasons, it is always ultimately incumbent on the customer to check and decide whether a product with the properties described in the product specification is suitable for use in a particular customer application.
2. We also point out that **in individual cases, a malfunction of electronic components or failure before the end of their usual service life cannot be completely ruled out in the current state of the art, even if they are operated as specified**. In customer applications requiring a very high level of operational safety and especially in customer applications in which the malfunction or failure of an electronic component could endanger human life or health (e.g. in accident prevention or life-saving systems), it must therefore be ensured by means of suitable design of the customer application or other action taken by the customer (e.g. installation of protective circuitry or redundancy) that no injury or damage is sustained by third parties in the event of malfunction or failure of an electronic component.
3. **The warnings, cautions and product-specific notes must be observed.**
4. In order to satisfy certain technical requirements, **some of the products described in this publication may contain substances subject to restrictions in certain jurisdictions (e.g. because they are classed as hazardous)**. Useful information on this will be found in our Material Data Sheets on the Internet (www.tdk-electronics.tdk.com/material). Should you have any more detailed questions, please contact our sales offices.
5. We constantly strive to improve our products. Consequently, **the products described in this publication may change from time to time**. The same is true of the corresponding product specifications. Please check therefore to what extent product descriptions and specifications contained in this publication are still applicable before or when you place an order.

We also **reserve the right to discontinue production and delivery of products**. Consequently, we cannot guarantee that all products named in this publication will always be available. The aforementioned does not apply in the case of individual agreements deviating from the foregoing for customer-specific products.

6. Unless otherwise agreed in individual contracts, **all orders are subject to our General Terms and Conditions of Supply.**
7. **Our manufacturing sites serving the automotive business apply the IATF 16949 standard.** The IATF certifications confirm our compliance with requirements regarding the quality management system in the automotive industry. Referring to customer requirements and customer specific requirements ("CSR") TDK always has and will continue to have the policy of respecting individual agreements. Even if IATF 16949 may appear to support the acceptance of unilateral requirements, we hereby like to emphasize that **only requirements mutually agreed upon can and will be implemented in our Quality Management System**. For clarification purposes we like to point out that obligations from IATF 16949 shall only become legally binding if individually agreed upon.

Important notes

8. The trade names EPCOS, CeraCharge, CeraDiode, CeraLink, CeraPad, CeraPlas, CSMP, CTVS, DeltaCap, DigiSiMic, ExoCore, FilterCap, FormFit, LeaXield, MiniBlue, MiniCell, MKD, MKK, MotorCap, PCC, PhaseCap, PhaseCube, PhaseMod, PhiCap, PowerHap, PQSine, PQvar, SIFERRIT, SIFI, SIKOREL, SilverCap, SIMDAD, SiMic, SIMID, SineFormer, SIOV, ThermoFuse, WindCap are **trademarks registered or pending** in Europe and in other countries. Further information will be found on the Internet at www.tdk-electronics.tdk.com/trademarks.

Release 2018-10

Mouser Electronics

Authorized Distributor

Click to View Pricing, Inventory, Delivery & Lifecycle Information:

[EPCOS / TDK:](#)

[B78416A2430A003](#) [B78416A2433A003](#)