

# Pogo Pin Single Contact: 70-9150-BTB

## General Description



Single Pogo Pin contacts provide high cycle life in industrial and medical applications where reliability and robustness is critical. Pogo Pins provide 10,000 mating cycles and are ideal in pluggable module applications where the end customer has to handle a product daily. Pogo Pins are designed to mate with gold plated PCB pads or flat contacts in docking/cradle applications to function as the charging, data transfer or programming interface to a portable device.

The standard range single contacts from KYOCERA AVX provides the maximum flexibility in pin count, placement location and broad compressed stacking heights ranging from 2.0mm up to 5.5mm. The contacts are provided in standard tape and reel packaging for automatic in-line SMT placement. A disposable plastic cap facilitates vacuum pick-up and then is removed after reflow soldering prior to product mating. Contacts are gold plated and incorporate high force stainless steel springs for durability and signal integrity.

### APPLICATIONS

- Base/Docking stations for portable electronic devices to recharge batteries or download data
- Testing and programming of electronic modules
- Interface to disposable medical or measurement components

### FEATURES AND BENEFITS

- Contacts range from 2.0mm to 5.5mm providing off-the-shelf availability for almost any application
- Each contact height provides the maximum working range and compressed height tolerance possible
- Gold plated contacts provide high reliability and signal integrity over 10,000 cycles
- Removable pick-up cap facilitates automatic placement for SMT reflow

### ELECTRICAL

- Current Rating: 1 Amp
- Voltage Rating:  
Based on placement distance

### ENVIRONMENTAL

- Operating Temperature:  
-40°C to +125°C

### MECHANICAL

- Contact Material: Brass
- Contact Plating: Gold over Nickel
- Spring Material: SUS304
- Durability: 10k Cycles

### HOW TO ORDER

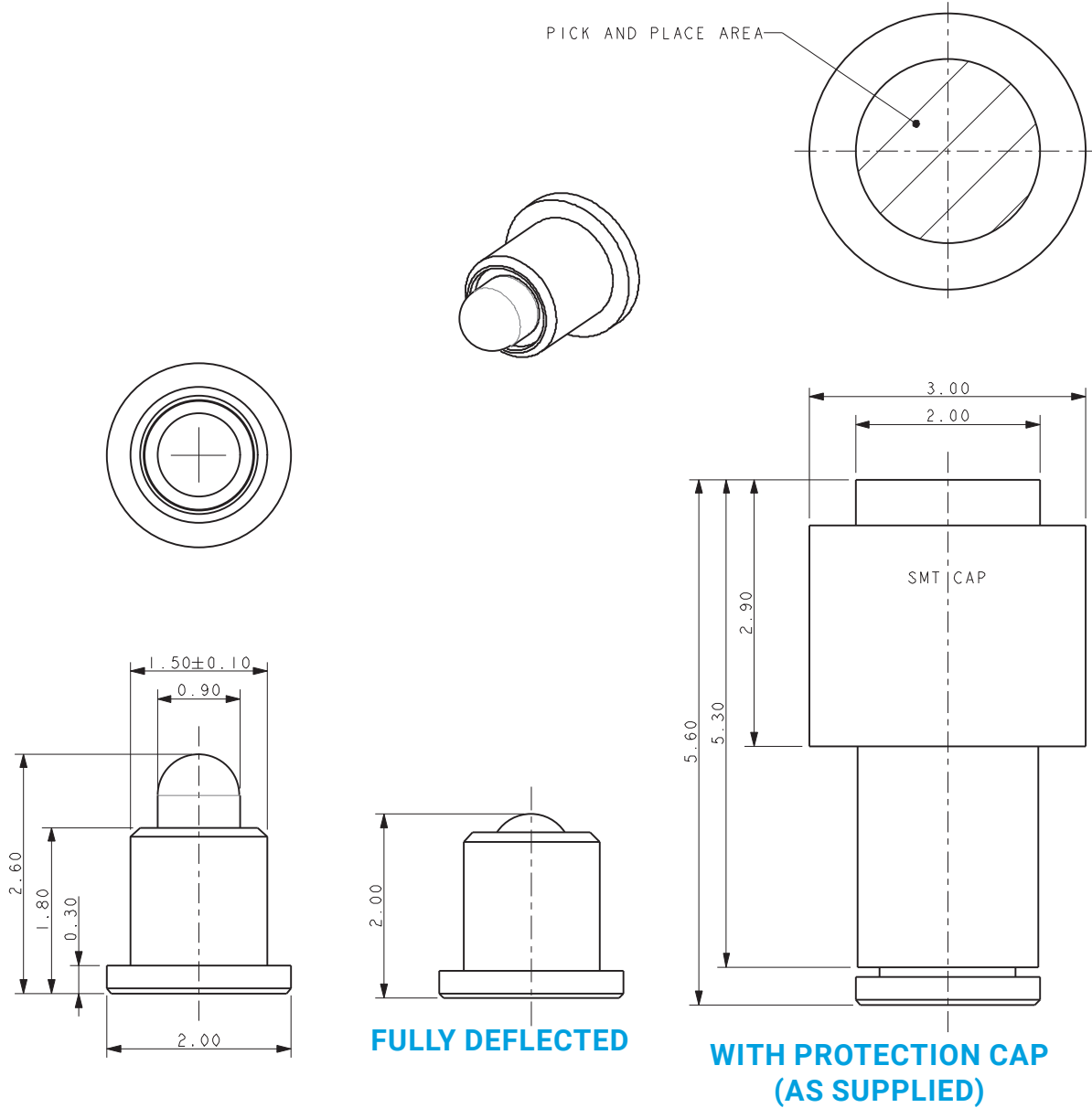
<b>70</b>	<b>9150</b>	<b>001</b>	<b>0XX</b>	<b>0</b>	<b>0</b>	<b>6</b>
Prefix	Series	Number of Ways	Contact Operating Range	Sleeve Diameter	Packing Option	Plating Option
70 = Contact		001 = 1	020 = 1.90 to 2.30 025 = 2.40 to 2.80 030 = 2.90 to 3.40 040 = 3.90 to 4.50 050 = 4.90 to 5.50	0 = 1.50	0 = Tape & Reel	6 = Gold over Nickel



# Pogo Pin Single Contact: 70-9150-BTB

## 2mm High Pin

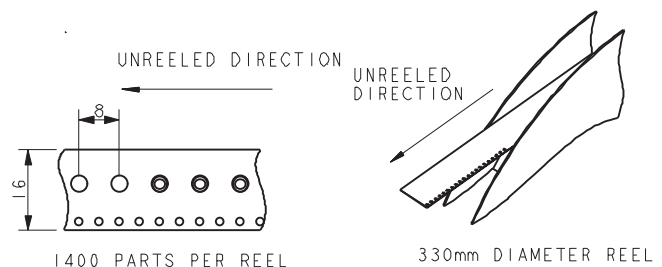
### 1.50MM DIAMETER 2MM HIGH POGO PIN



#### NOTES:

1. SERIES 9150 POGO PIN, WORKING HEIGHT 2MM TO 2.3MM.
2. MATERIAL: PIN AND SLEEVE, COPPER ALLOW PLATED GOLD OVER NICKEL. SPRING STAINLESS STEEL.
3. SUPPLIED WITH A PROTECTION CAP IN PA9T. SUITABLE FOR PICK AND PLACE AND RE-FLow.
4. PACKING IN TAPE AND REEL, QUANTITY PER REEL 1400.
5. DURABILITY 10,000 OPERATIONS FOR OTHER PRODUCT DETAILS REFER TO SPECIFICATION 201-01-158.
6. GENERAL TOLERANCE  $\pm 0.20$  UNLESS STATED.
7. PCB DETAILS ON PAGE 131.

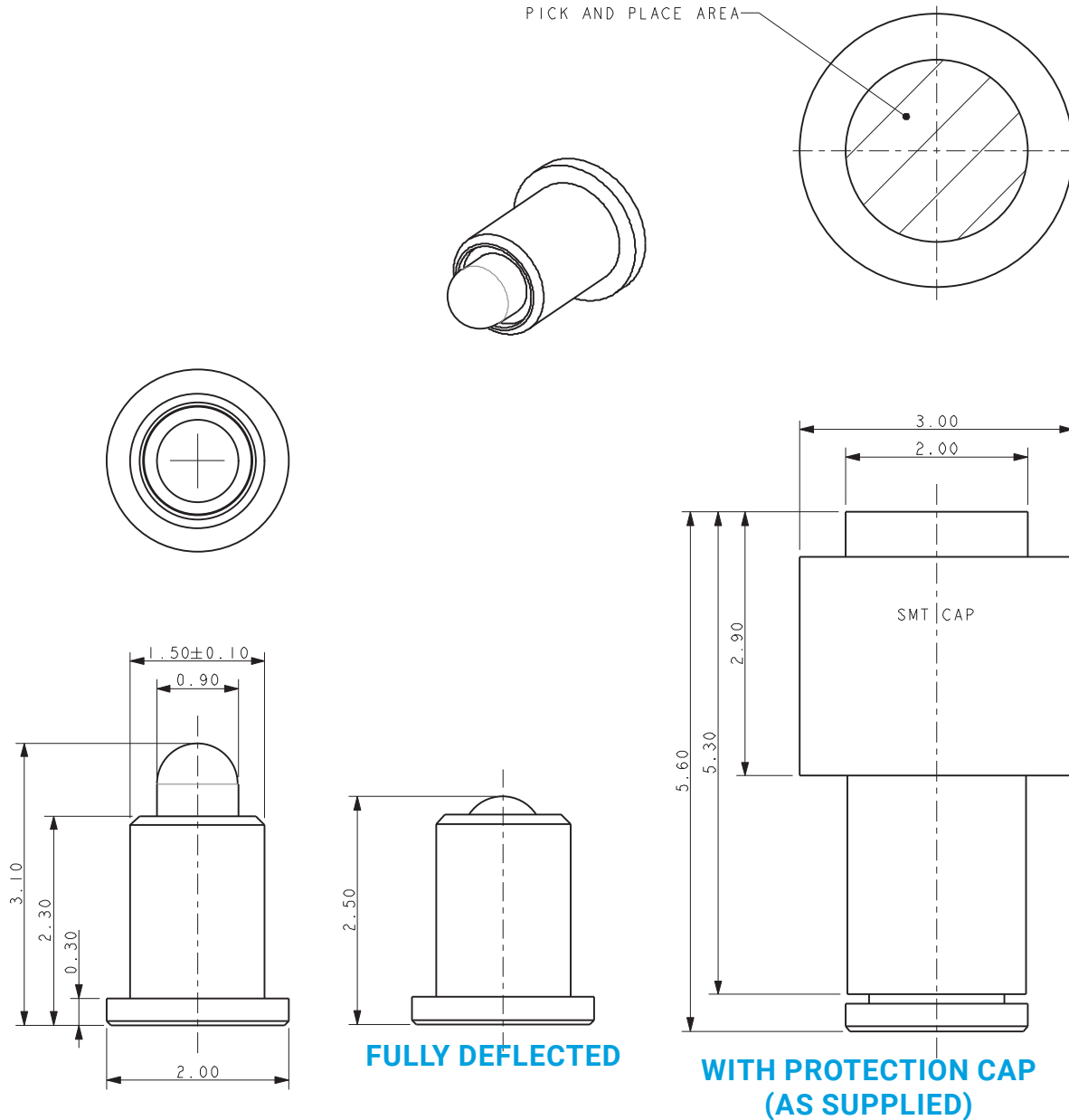
#### PACKING DETAILS



# Pogo Pin Single Contact: 70-9150-BTB

## 2.5mm High Pin

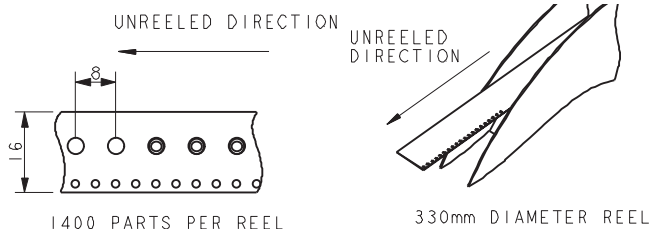
### 1.50MM DIAMETER 2.5MM HIGH POGO PIN



#### NOTES:

1. SERIES 9150 POGO PIN, WORKING HEIGHT 2.5MM TO 2.8MM.
2. MATERIAL: PIN AND SLEEVE, COPPER ALLOW PLATED GOLD OVER NICKEL. SPRING STAINLESS STEEL.
3. SUPPLIED WITH A PROTECTION CAP IN PA9T. SUITABLE FOR PICK AND PLACE AND RE-FLOW.
4. PACKING IN TAPE AND REEL, QUANTITY PER REEL 1400.
5. DURABILITY 10,000 OPERATIONS FOR OTHER PRODUCT DETAILS REFER TO SPECIFICATION 201-01-158.
6. GENERAL TOLERANCE  $\pm 0.20$  UNLESS STATED.
7. PCB DETAILS ON PAGE 131.

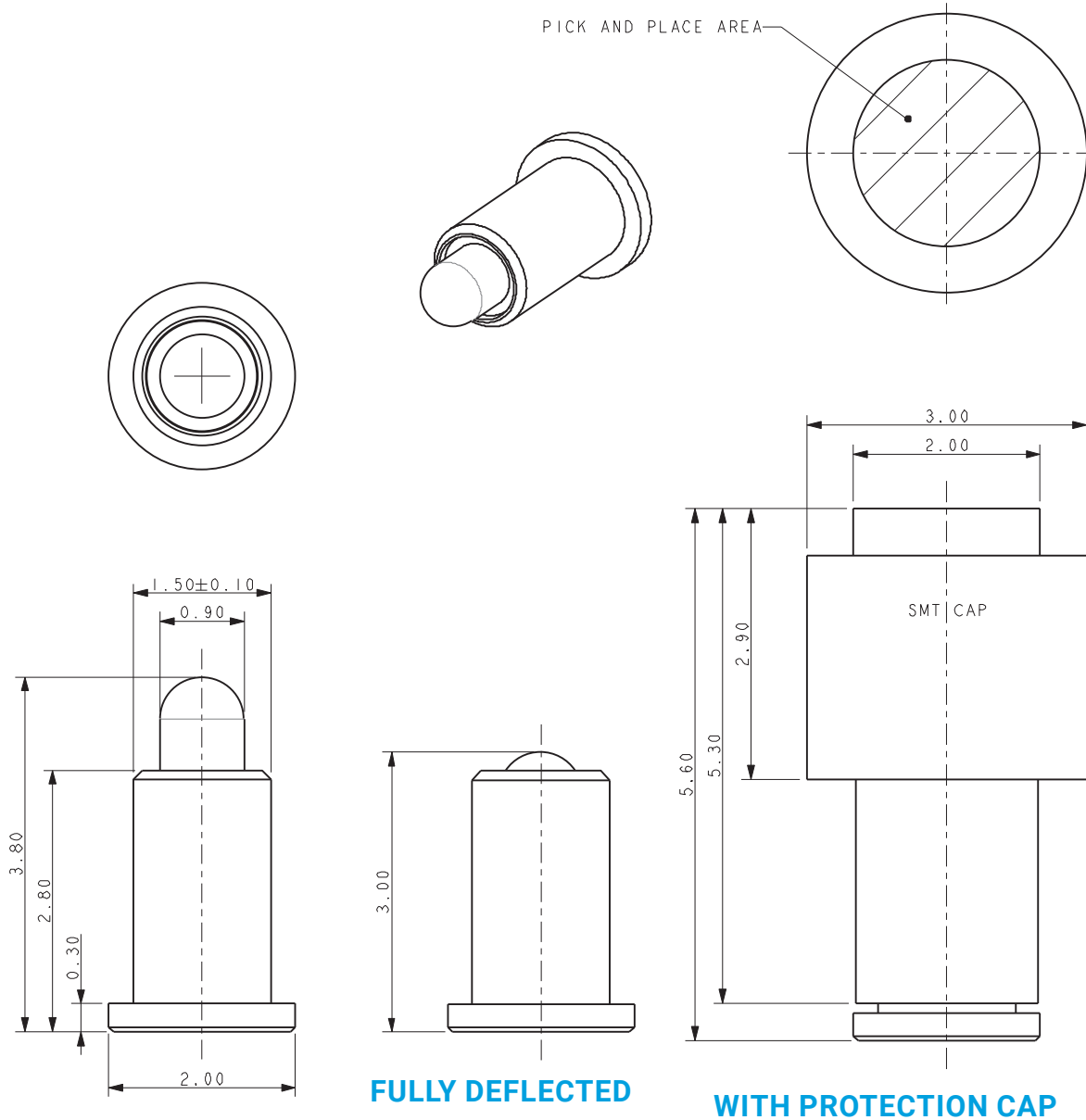
#### PACKING DETAILS



# Pogo Pin Single Contact: 70-9150-BTB

## 3mm High Pin

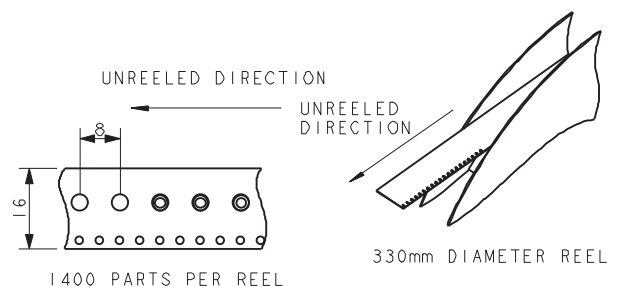
### 1.50MM DIAMETER 3MM HIGH POGO PIN



#### NOTES:

1. SERIES 9150 POGO PIN, WORKING HEIGHT 3MM TO 3.4MM.
2. MATERIAL: PIN AND SLEEVE, COPPER ALLOW PLATED GOLD OVER NICKEL. SPRING STAINLESS STEEL.
3. SUPPLIED WITH A PROTECTION CAP IN PA9T. SUITABLE FOR PICK AND PLACE AND RE-FLow.
4. PACKING IN TAPE AND REEL, QUANTITY PER REEL 1400.
5. DURABILITY 10,000 OPERATIONS FOR OTHER PRODUCT DETAILS REFER TO SPECIFICATION 201-01-158.
6. GENERAL TOLERANCE  $\pm 0.20$  UNLESS STATED.
7. PCB DETAILS ON PAGE 131.

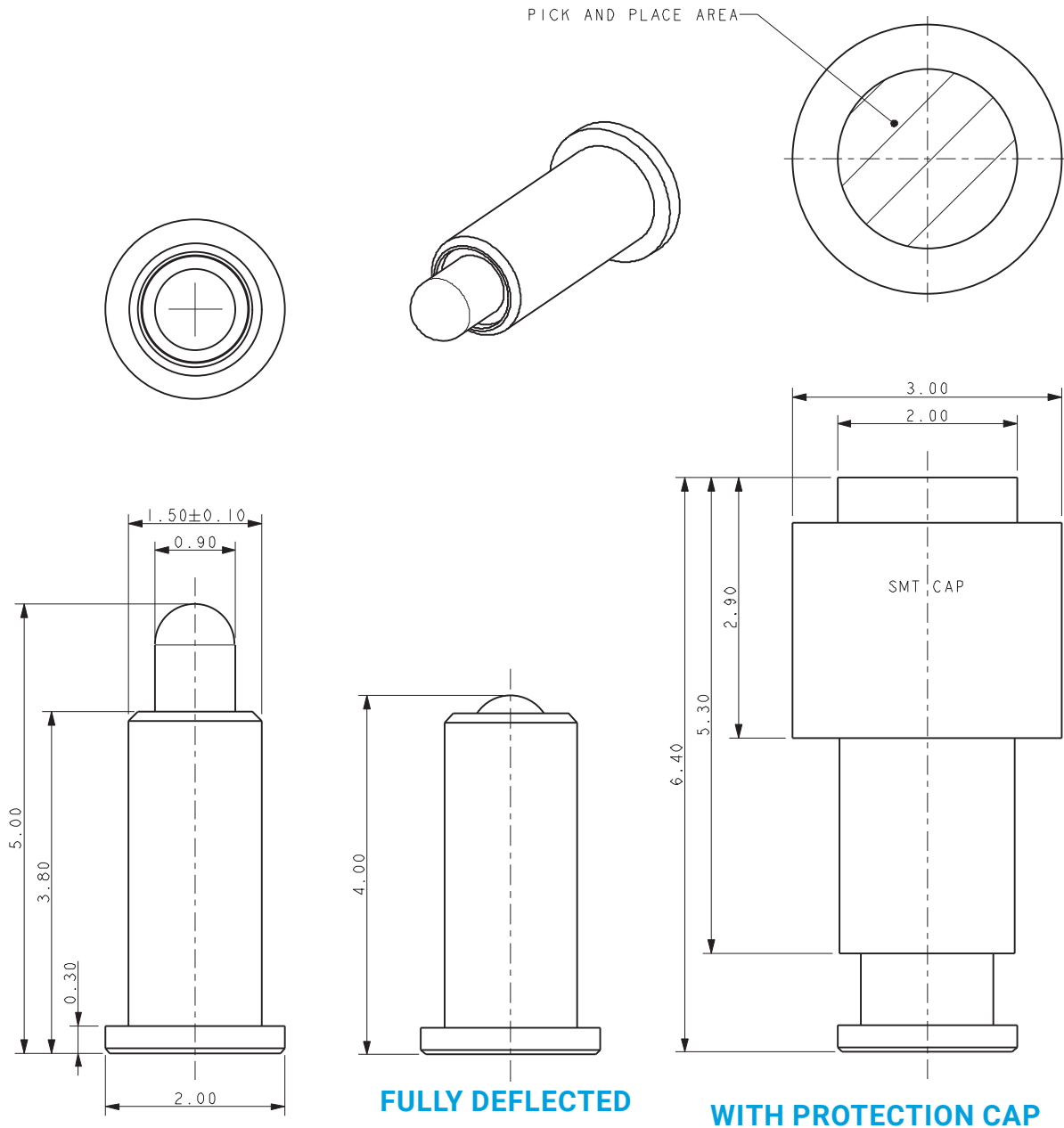
#### PACKING DETAILS



# Pogo Pin Single Contact: 70-9150-BTB

## 4mm High Pin

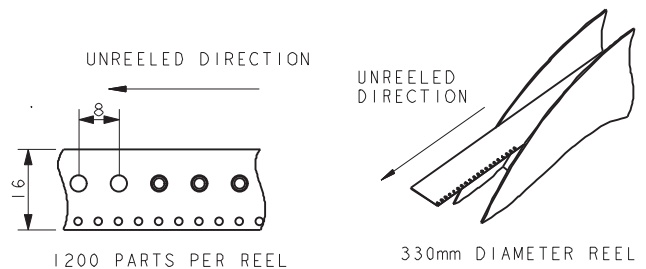
### 1.50MM DIAMETER 4MM HIGH POGO PIN



#### NOTES:

1. SERIES 9150 POGO PIN, WORKING HEIGHT 4MM TO 4.5MM.
2. MATERIAL: PIN AND SLEEVE, COPPER ALLOW PLATED GOLD OVER NICKEL. SPRING STAINLESS STEEL.
3. SUPPLIED WITH A PROTECTION CAP IN PA9T. SUITABLE FOR PICK AND PLACE AND RE-FLOW.
4. PACKING IN TAPE AND REEL, QUANTITY PER REEL 1400.
5. DURABILITY 10,000 OPERATIONS FOR OTHER PRODUCT DETAILS REFER TO SPECIFICATION 201-01-158.
6. GENERAL TOLERANCE  $\pm 0.20$  UNLESS STATED.
7. PCB DETAILS ON PAGE 131.

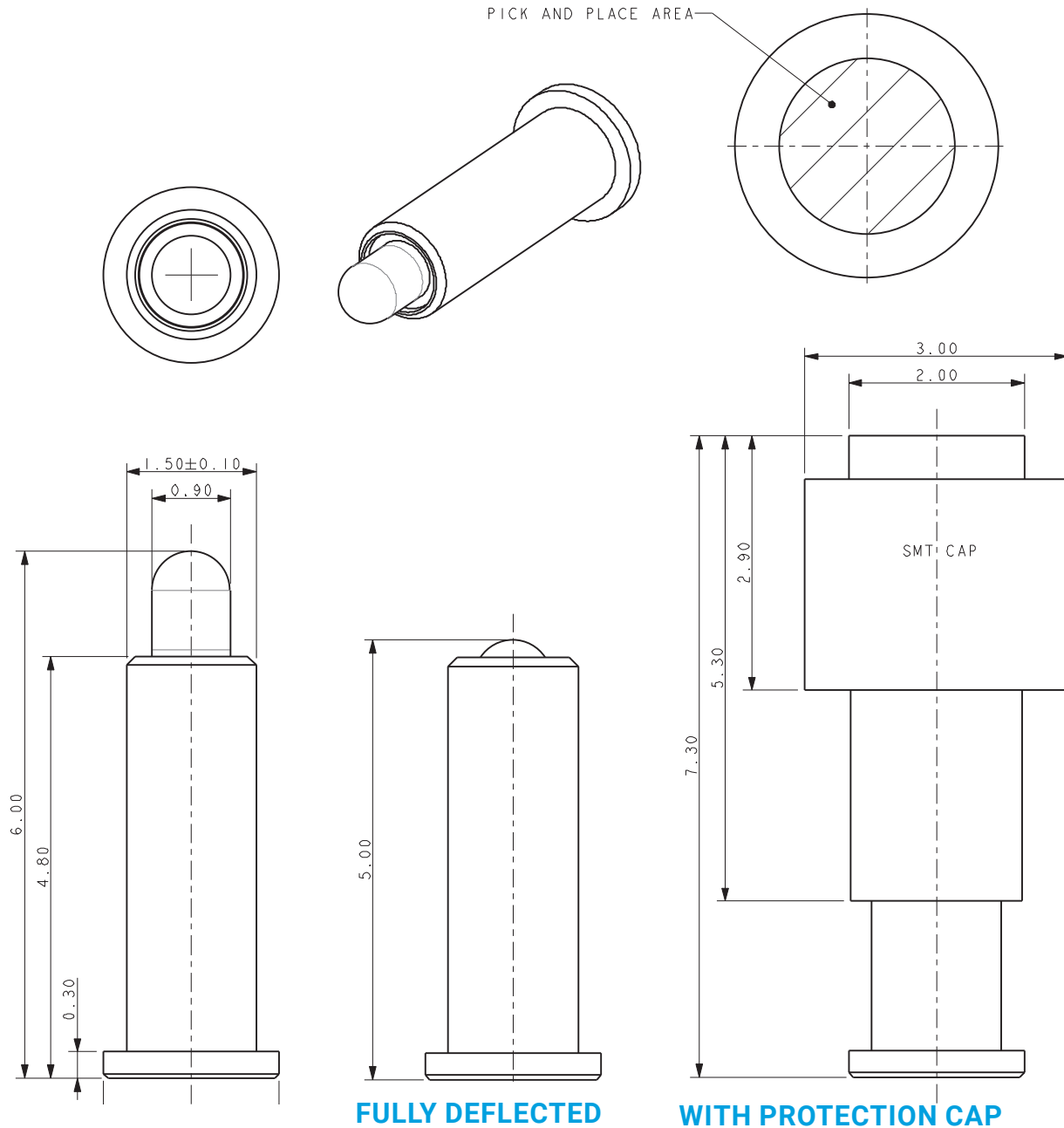
#### PACKING DETAILS



# Pogo Pin Single Contact: 70-9150-BTB

## 5mm High Pin

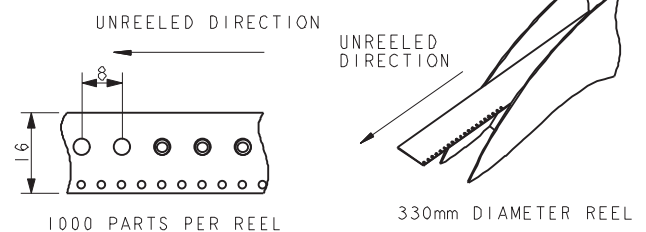
### 1.50MM DIAMETER 5MM HIGH POGO PIN



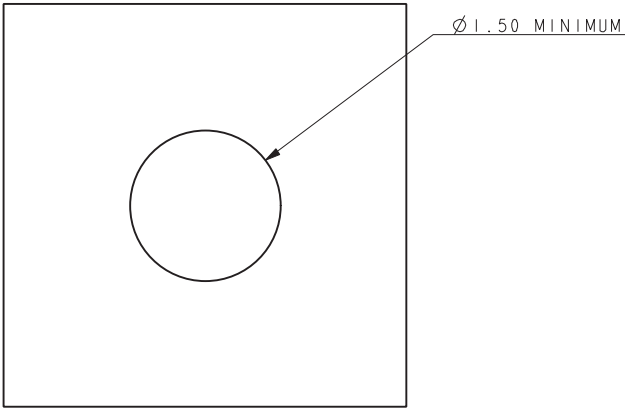
#### NOTES:

1. SERIES 9150 POGO PIN, WORKING HEIGHT 5MM TO 5.5MM.
2. MATERIAL: PIN AND SLEEVE, COPPER ALLOW PLATED GOLD OVER NICKEL. SPRING STAINLESS STEEL.
3. SUPPLIED WITH A PROTECTION CAP IN PA9T. SUITABLE FOR PICK AND PLACE AND RE-FLow.
4. PACKING IN TAPE AND REEL, QUANTITY PER REEL 1400.
5. DURABILITY 10,000 OPERATIONS FOR OTHER PRODUCT DETAILS REFER TO SPECIFICATION 201-01-158.
6. GENERAL TOLERANCE  $\pm 0.20$  UNLESS STATED.
7. PCB DETAILS ON PAGE 131.

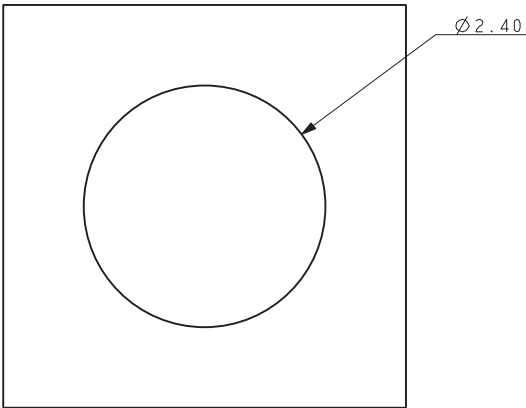
#### PACKING DETAILS



PCB DETAILS



**SUGGESTED MATING PCB  
PAD TO BE PLATED GOLD OVER NICKEL**



**SUGGESTED MOUNTING PCB**

# Mouser Electronics

Authorized Distributor

Click to View Pricing, Inventory, Delivery & Lifecycle Information:

[KYOCERA AVX:](#)

[709150001020006](#) [709150001040006](#) [709150001030006](#) [709150001025006](#) [709150001050006](#)