

225mA, 350V SMD Switching Diode

FEATURES

- Fast switching speed
- Ideal for automated placement
- High surge current capability
- Moisture sensitivity level: level 1, per J-STD-020
- RoHS Compliant
- Halogen-free according to IEC 61249-2-21

APPLICATIONS

- Switching mode power supply (SMPS)

KEY PARAMETERS		
PARAMETER	VALUE	UNIT
I_F	225	mA
V_{RRM}	350	V
I_{FSM}	4	A
V_F at $I_F=200mA$	1.25	V
T_J MAX	150	°C
Package	SOT-23	



MECHANICAL DATA

- Case: SOT-23
- Molding compound meets UL 94 V-0 flammability rating
- Terminal: Matte tin plated leads, solderable per J-STD-002
- Meet JESD 201 class 1A whisker test
- Weight: 8 ± 0.5 mg (approximately)



ABSOLUTE MAXIMUM RATINGS ($T_A = 25^\circ\text{C}$ unless otherwise noted)				
PARAMETER		SYMBOL	VALUE	UNIT
Marking code on the device	MMBD3004		HC	
	MMBD3004CA		RA	
	MMBD3004CC		PZ	
	MMBD3004SE		PY	
Power dissipation		P_D	350	mW
Repetitive peak reverse voltage		V_{RRM}	350	V
Repetitive peak forward current		I_{FRM}	625	mA
Forward current		I_F	225	mA
Non-Repetitive peak forward surge current	Pulse width=1 μ s	I_{FSM}	4	A
	Pulse width=1s		1	
Junction temperature range		T_J	-65 to +150	°C
Storage temperature range		T_{STG}	-65 to +150	°C

THERMAL PERFORMANCE

PARAMETER	SYMBOL	TYP	UNIT
Junction-to-ambient thermal resistance	$R_{\theta JA}$	357	°C/W

ELECTRICAL SPECIFICATIONS ($T_A = 25^\circ\text{C}$ unless otherwise noted)

PARAMETER	CONDITIONS	SYMBOL	MIN	MAX	UNIT
Forward voltage per diode ⁽¹⁾	$I_F = 100\text{mA}, T_J = 25^\circ\text{C}$	V_F	-	1.00	V
	$I_F = 200\text{mA}, T_J = 25^\circ\text{C}$			1.25	
Reverse voltage	$I_R = 100\text{ }\mu\text{A}, T_J = 25^\circ\text{C}$	V_R	350	-	V
Reverse current @ rated V_R per diode ⁽²⁾	$V_R = 240\text{ V}, T_J = 25^\circ\text{C}$	I_R	-	0.1	μA
	$V_R = 240\text{ V}, T_J = 150^\circ\text{C}$		-	100	
Junction capacitance	$f = 1\text{ MHz}, V_R = 1\text{V}$	C_J	-	5	pF
Reverse recovery time	$I_F = I_R = 30\text{mA}, R_L = 100\Omega,$ $I_{RR} = 0.1I_R$	t_{rr}	-	50	ns

Notes:

1. Pulse test with $PW = 0.3\text{ ms}$
2. Pulse test with $PW = 30\text{ ms}$

ORDERING INFORMATION

ORDERING CODE (Note 1)	PACKAGE	PACKING
MMBD300x RF	SOT-23	3K / 7" Reel
MMBD300x RFG	SOT-23	3K / 7" Reel

Note:

1. "xxx" defines part no. from "4" to "4SE"

CHARACTERISTICS CURVES

($T_A = 25^\circ\text{C}$ unless otherwise noted)

Fig.1 Typical Forward Characteristics

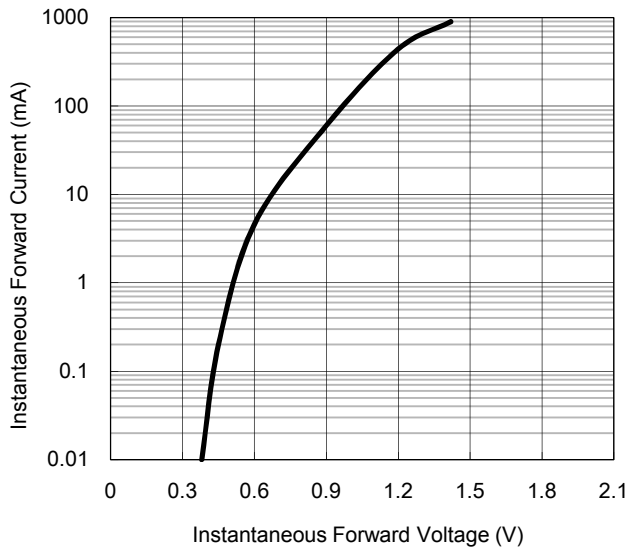


Fig. 2 Typical Reverse Characteristics

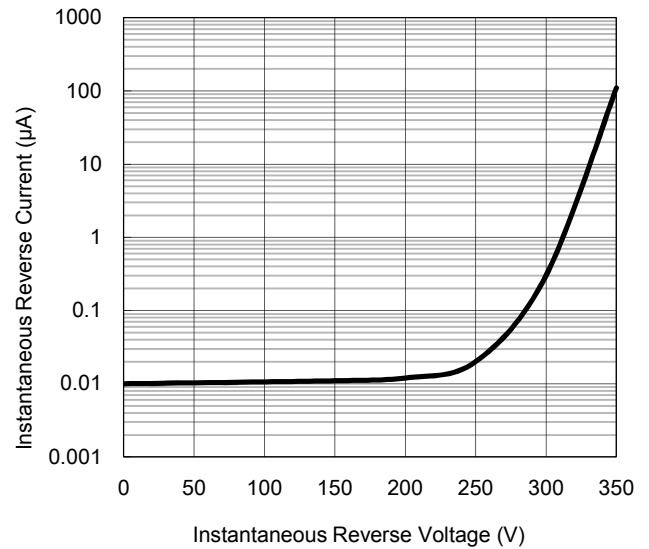


Fig.3 Admissible Power Dissipation Curve

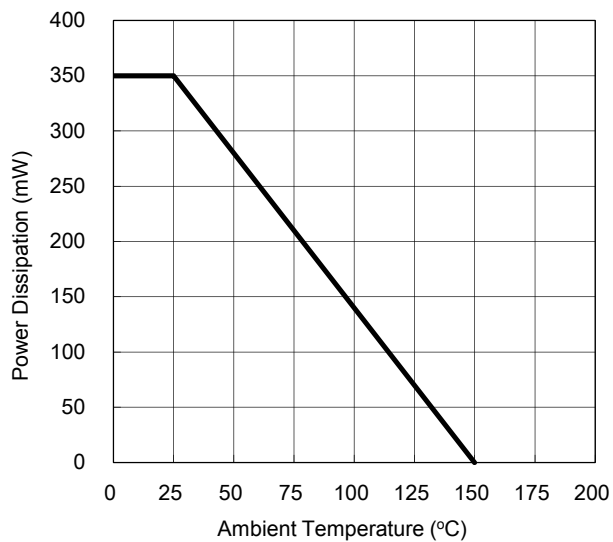
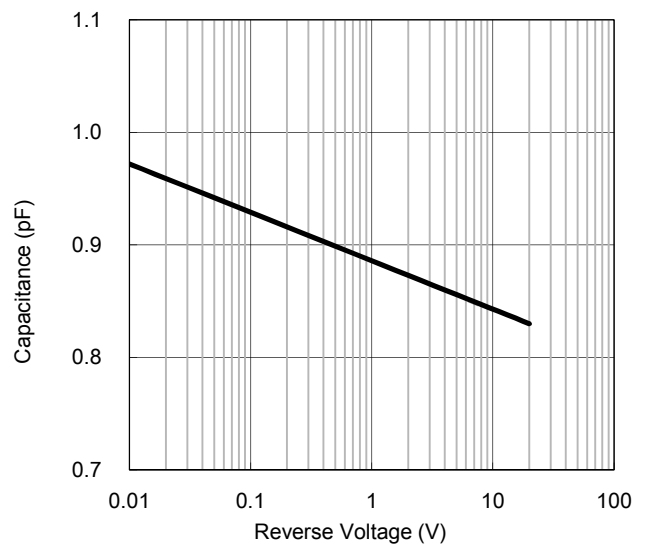
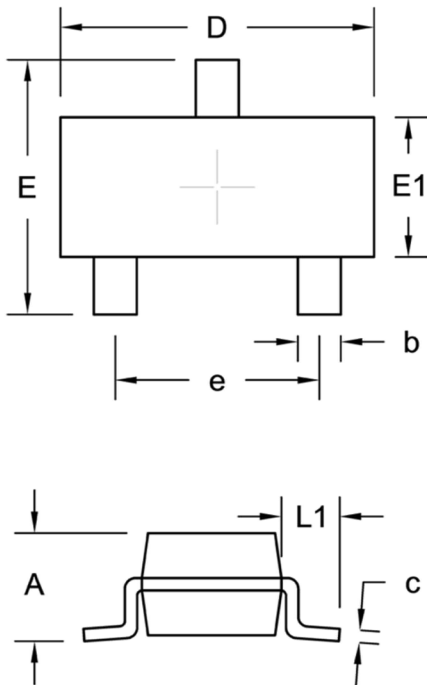


Fig.4 Typical Capacitance VS. Reverse Voltage



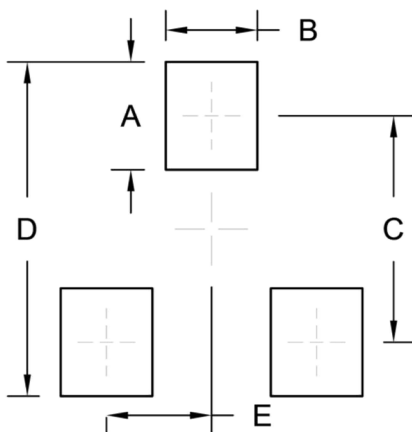
PACKAGE OUTLINE DIMENSION

SOT-23



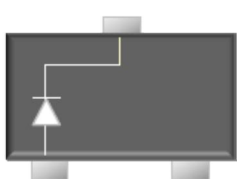
DIM.	Unit (mm)		Unit (inch)	
	Min.	Max.	Min.	Max.
A	0.89	1.12	0.035	0.044
b	0.30	0.50	0.012	0.020
c	0.08	0.20	0.003	0.008
D	2.80	3.04	0.110	0.120
E	2.10	2.64	0.083	0.104
E1	1.20	1.40	0.047	0.055
e	1.90 BSC		0.075 BSC	
L1	0.54 REF.		0.021 REF.	

SUGGESTED PAD LAYOUT

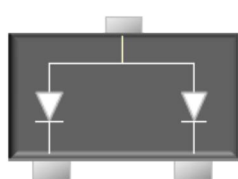


Symbol	Unit (mm)	Unit (inch)
A	1.00	0.039
B	0.85	0.033
C	2.10	0.083
D	3.10	0.122
E	0.98	0.039

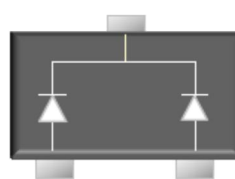
PIN CONFIGURATION



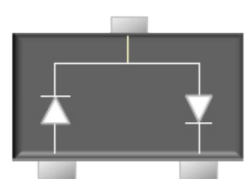
MMBD3004



MMBD3004CA



MMBD3004CC



MMBD3004SE

Notice

Specifications of the products displayed herein are subject to change without notice. TSC or anyone on its behalf, assumes no responsibility or liability for any errors or inaccuracies.

Purchasers are solely responsible for the choice, selection, and use of TSC products and TSC assumes no liability for application assistance or the design of Purchasers' products.

Information contained herein is intended to provide a product description only. No license, express or implied, to any intellectual property rights is granted by this document. Except as provided in TSC's terms and conditions of sale for such products, TSC assumes no liability whatsoever, and disclaims any express or implied warranty, relating to sale and/or use of TSC products including liability or warranties relating to fitness for a particular purpose, merchantability, or infringement of any patent, copyright, or other intellectual property right.

The products shown herein are not designed for use in medical, life-saving, or life-sustaining applications. Customers using or selling these products for use in such applications do so at their own risk and agree to fully indemnify TSC for any damages resulting from such improper use or sale.

Mouser Electronics

Authorized Distributor

Click to View Pricing, Inventory, Delivery & Lifecycle Information:

Taiwan Semiconductor:

[MMBD3004CC RF](#) [MMBD3004SE RF](#) [MMBD3004 RFG](#) [MMBD3004SE RFG](#) [MMBD3004CC RFG](#) [MMBD3004CA](#)
[RFG](#)