

## 65 W USB Type-C™ Power Delivery reference design based on VIPERGAN65 and STUSB4761



### Features

- Input voltage range: universal AC from 90 to 264 VAC with 47 Hz to 63 Hz frequency
- Maximum output power: 65 W
- Output voltage: single Type-C output 5 VDC÷20 VDC
- Five fixed PDOs: 5 V@3 A, 9 V@3 A, 12 V@3 A, 15 V@3 A, 20 V@3.25 A
- Peak efficiency> 93.5%
- Support for USB Power Delivery protocol
- Key products: PowerGaN IC: VIPERGAN65; SR IC SRK1001

### Application

- AC-DC smart chargers for smartphones, tablets, laptops, and other handheld equipment

#### Product status link

[EVLVIPGAN65PD](#)

#### Product summary

65 W USB PD adaptor	<a href="#">EVLVIPGAN65PD</a>
PowerGaN IC	<a href="#">VIPERGAN65</a>
Type-C and USB PD controller, programmable VBUS voltage and current protections, high-side current sensing, integrated CC/CV regulation	<a href="#">STUSB4761</a>
Secondary side synchronous rectification controller optimized for flyback Converter, operating frequency up to 300 kHz	<a href="#">SRK1001</a>

### Description

The [EVLVIPGAN65PD](#) is a 65 W USB Type-C® Power Delivery 3.0 adapter reference design. It is an isolated power supply with a standalone USB PD controller. The evaluation board implements at the primary side a quasi-resonant flyback converter based on the VIPERGAN65 HV converter with optocoupler feedback for voltage regulation. This controller combines a high performance low-voltage PWM controller chip with a 650 V HV startup cell in the same package. The advanced power management with the low quiescent helps to achieve low standby consumptions.

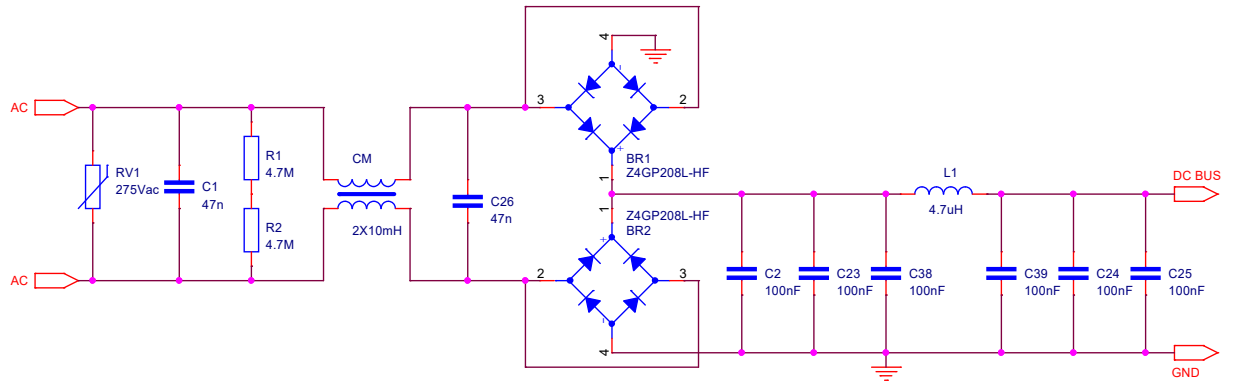
At the secondary side, to increase the system efficiency, the rectification is based on the SRK1001 adaptive synchronous rectification controller.

Also on the secondary side, the CC/CV regulation loop to drive the power regulation stage and the USB Type-C® PD interface is based on the STUSB4761 controller. This controller offers the benefits of a full hardware USB PD stack allowing robust, deterministic, and safe negotiation in line with USB PD standards.

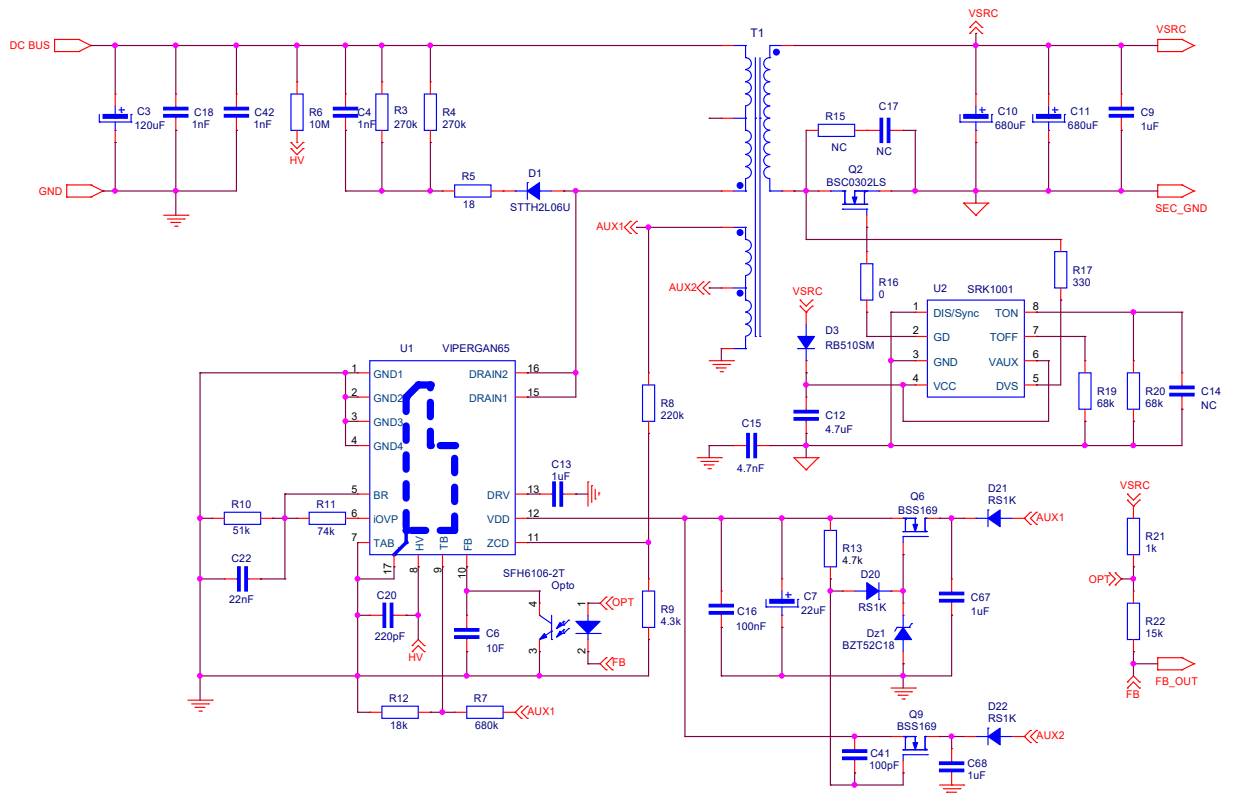
The evaluation board implements a robust adapter protected for output overvoltage, output undervoltage, output over power and output short-circuit. This reference design, based on STMicroelectronics semiconductors, helps designers to develop adapters with a short bill of materials in order to obtain a cost-effective and fast design.

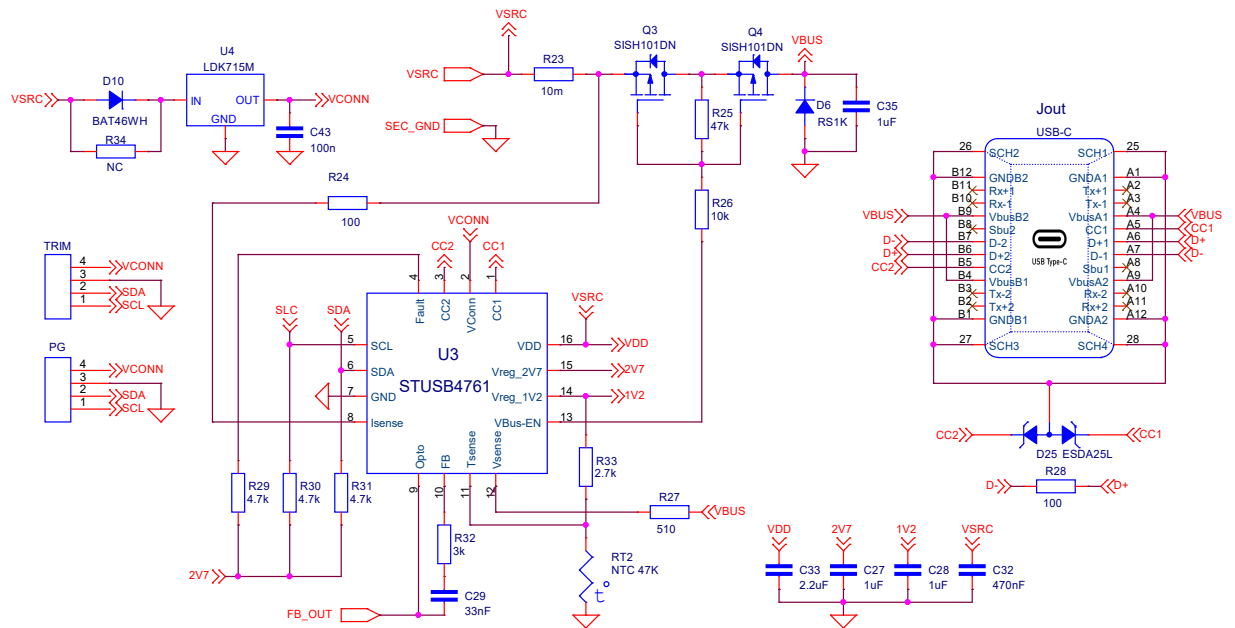
# 1 Schematics

**Figure 1. Input board circuit schematic**



**Figure 2. Main board circuit schematic**



**Figure 3. Daughterboard circuit schematic**


## 2 Efficiency

Figure 4. Efficiency at 115 Vac

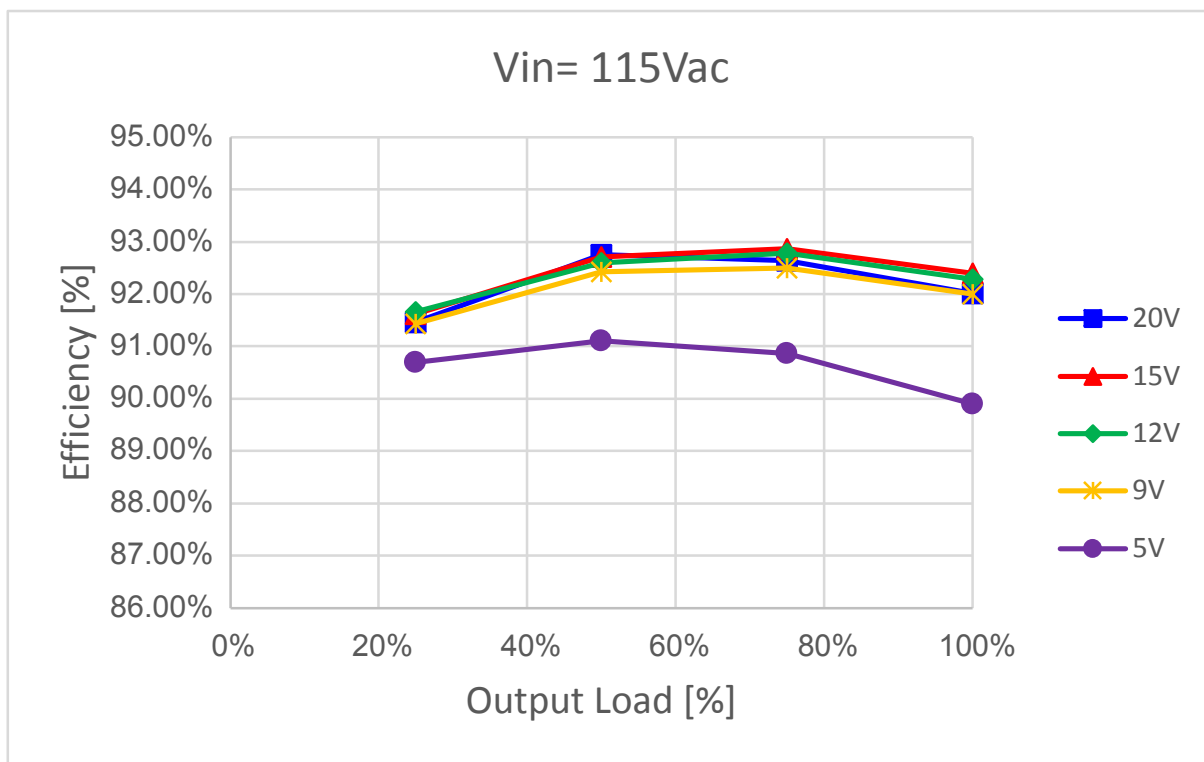
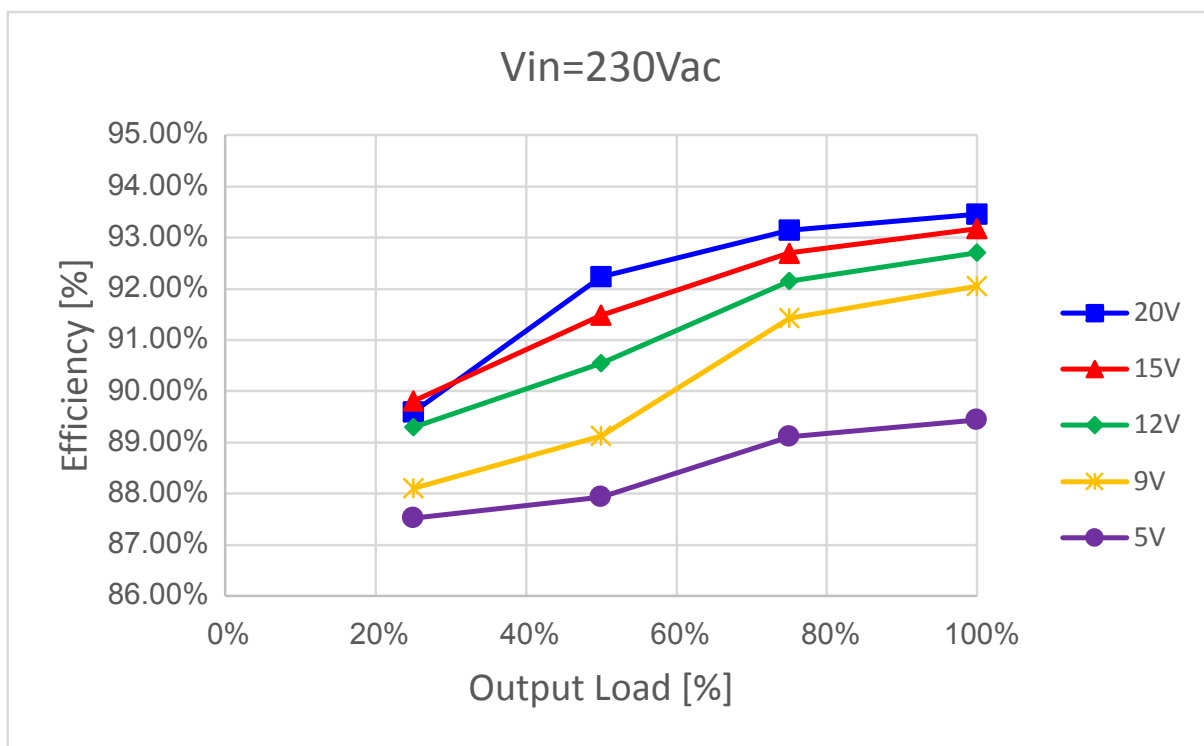


Figure 5. Efficiency at 230 Vac



## Revision history

**Table 1. Document revision history**

Date	Version	Changes
05-Sep-2022	1	Initial release.

## Contents

<b>1</b>	<b>Schematics</b>	<b>2</b>
<b>2</b>	<b>Efficiency</b>	<b>4</b>
	<b>Revision history</b>	<b>5</b>
	<b>List of tables</b>	<b>7</b>
	<b>List of figures</b>	<b>8</b>



## List of tables

Table 1.	Document revision history . . . . .	5
----------	-------------------------------------	---

## List of figures

<b>Figure 1.</b>	Input board circuit schematic . . . . .	2
<b>Figure 2.</b>	Main board circuit schematic . . . . .	2
<b>Figure 3.</b>	Daughterboard circuit schematic . . . . .	3
<b>Figure 4.</b>	Efficiency at 115 Vac . . . . .	4
<b>Figure 5.</b>	Efficiency at 230 Vac . . . . .	4



**IMPORTANT NOTICE – READ CAREFULLY**

STMicroelectronics NV and its subsidiaries ("ST") reserve the right to make changes, corrections, enhancements, modifications, and improvements to ST products and/or to this document at any time without notice. Purchasers should obtain the latest relevant information on ST products before placing orders. ST products are sold pursuant to ST's terms and conditions of sale in place at the time of order acknowledgment.

Purchasers are solely responsible for the choice, selection, and use of ST products and ST assumes no liability for application assistance or the design of purchasers' products.

No license, express or implied, to any intellectual property right is granted by ST herein.

Resale of ST products with provisions different from the information set forth herein shall void any warranty granted by ST for such product.

ST and the ST logo are trademarks of ST. For additional information about ST trademarks, refer to [www.st.com/trademarks](http://www.st.com/trademarks). All other product or service names are the property of their respective owners.

Information in this document supersedes and replaces information previously supplied in any prior versions of this document.

© 2022 STMicroelectronics – All rights reserved

# Mouser Electronics

Authorized Distributor

Click to View Pricing, Inventory, Delivery & Lifecycle Information:

[STMicroelectronics:](#)

[EVLVIPGAN65PD](#)