


NEMA line Outlet 5-15R, Snap-in Mounting, Front Side, IDC- or Quick-connect Terminal



IDC Along the pin-axis



IDC Cross to the pin-axis



NEMA 5-15R



See below:

[Approvals and Compliances](#)

Description

- Panel mount :
Snap-in , Front Side
- Line Outlet Protection class I
- Combined quick connect- or solid wire IDC terminal

Unique Selling Proposition

- IDC terminals for efficient wiring
- Significant reduces labor costs
- IDC Along- or Cross solid wire orientation
- Ideal for PDU applications

Characteristics

- Protection cover can be used as wire press
- Live contact available as quick connect terminal for the IDC-Along orientation
- Suitable for use in equipment according to IEC/UL 62368-1

Other versions on request

- Variants in grey or white for the IDC-Along orientation

Weblinks

[pdf data sheet](#), [html datasheet](#), [General Product Information](#), [Approvals](#), [Distributor-Stock-Check](#), [Accessories](#), [Mounting instruction](#), [Detailed request for product](#)

Technical Data

| | |
|-----------------------------------|-------------------------------------------------------------------|
| Ratings UL/CSA | 15 A / 125 VAC; 60 Hz |
| Dielectric Strength | > 2 kVAC between L-N > 2 kVAC between L/N-PE (1 min/60 Hz) |
| Allowable Operation Temperature | -25 °C to 150 °C |
| IP-Protection | front side IP20 acc. to IEC 60529 |
| Protection against electric shock | Suitable for appliances with protection class I acc. to IEC 61140 |
| Terminal | Quick-Connect / Wire (solid) 12-14 AWG |
| Panel Thickness S | Snap-in 0.8 mm to 2 mm |
| Material: Housing | Thermoplastic, black, UL 94V-0 |

Approvals and Compliances


Detailed information on product approvals, code requirements, usage instructions and detailed test conditions can be looked up in [Details about Approvals](#)

SCHURTER products are designed for use in industrial environments. They have approvals from independent testing bodies according to national and international standards. Products with specific characteristics and requirements such as required in the automotive sector according to IATF 16949, medical technology according to ISO 13485 or in the aerospace industry can be offered exclusively with customer-specific, individual agreements by SCHURTER.

Approvals



The approval mark is used by the testing authorities to certify compliance with the safety requirements placed on electronic products.

Approval Reference Type: NR010

| Approval Logo | Certificates | Certification Body | Description |
|-------------------------------------------------------------------------------------|------------------------------|--------------------|-------------------------|
|  | UL Approvals | UL | UR File Number: E502078 |


Product standards

Product standards that are referenced

| Organization | Design | Standard | Description |
|----------------------------------------------------------------------------------|-----------------------|------------------|-----------------------------------------------------------------------|
|  | Designed according to | UL 498 | Standard for Attachment Plugs and Receptacles |
|  | Designed according to | CSA C22.2 no. 42 | General Use Receptacles, Attachment Plugs, and Similar Wiring Devices |






Application standards

Application standards where the product can be used

| Organization | Design | Standard | Description |
|----------------------------------------------------------------------------------|--------------------------------|----------------|-----------------------------------------------------------------------------------------------|
|  | Suitable for applications acc. | IEC/UL 62368-1 | Audio/video, information and communication technology equipment - Part 1: Safety requirements |

Compliances

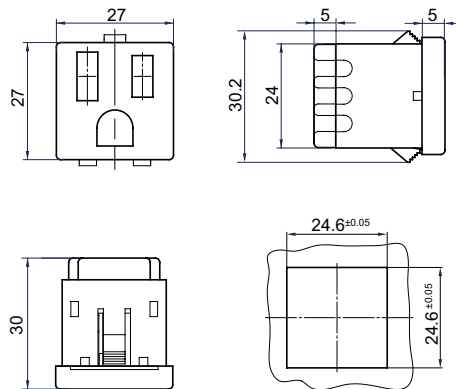
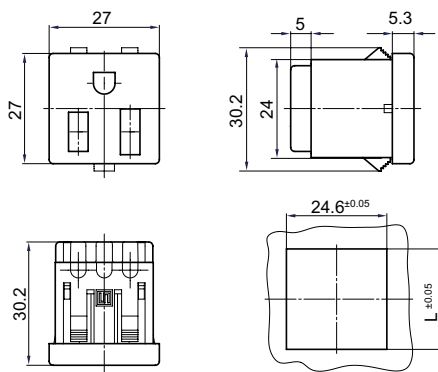
The product complies with following Guide Lines

| Identification | Details | Initiator | Description |
|-----------------------------------------------------------------------------------|------------------------------------------------|-------------|-------------------------------------------------------------------------------------------------------------------------------------------------------------------------------------------------------|
|  | CE declaration of conformity | SCHURTER AG | The CE marking declares that the product complies with the applicable requirements laid down in the harmonisation of Community legislation on its affixing in accordance with EU Regulation 765/2008. |
|  | UKCA declaration of conformity | SCHURTER AG | The UKCA marking declares that the product complies with the applicable requirements laid down in the British Amendment of Regulation (EC) 765/2008. |
|  | RoHS | SCHURTER AG | Directive RoHS 2011/65/EU, Amendment (EU) 2015/863 |
|  | China RoHS | SCHURTER AG | The law SJ / T 11363-2006 (China RoHS) has been in force since 1 March 2007. It is similar to the EU directive RoHS. |
|  | REACH | SCHURTER AG | On 1 June 2007, Regulation (EC) No 1907/2006 on the Registration, Evaluation, Authorization and Restriction of Chemicals 1 (abbreviated as "REACH") entered into force. |

Dimensions [mm]

IDC-Along orientation


IDC-Cross orientation




Pannel thickness s
0.8 - 1.2 mm
1.3 - 2.0 mm

length L
24.6 mm
24.8 mm

Assembly Instructions



IDC-Cross orientation



IDC-Along orientation

Variants

| Alignment 1) | Protection Class | Panel mounting | Panel Thickness s [mm] | Terminal | Color | Order Number |
|--------------|------------------|----------------|------------------------|----------------------------------------------------|-------|--------------|
| along | I | Snap-in | 0.8 -2 | Combined quick connect- or solid wire IDC terminal | black | 3-119-048 |
| along | I | Snap-in | 0.8 -2 | IDC terminals | white | 3-121-543 |
| along | I | Snap-in | 0.8 -2 | IDC terminals | grey | 3-121-544 |
| cross | I | Snap-in | 0.8 -2 | IDC terminals | black | 3-135-117 |
| along | I | Snap-in | 0.8 -2 | Quick connect 6.3 x 0.8 mm line terminal | black | 3-119-049 |
| along | I | Snap-in | 0.8 -2 | Quick connect 6.3 x 0.8 mm line terminal | white | 3-122-085 |
| along | I | Snap-in | 0.8 -2 | Quick connect 6.3 x 0.8 mm line terminal | grey | 3-122-086 |

1) The alignment describes whether the wires are along or across to the connector pin axis.

Availability for all products can be searched real-time: <https://www.schurter.com/en/info-center/support-tools/stock-check-distributors>

Packaging unit

120 Pcs

Mating Inlets/Plugs

Category / Description

[Power Cord Overview complete](#)



| | |
|----------------------------------------------------------------------------------------------|-----------|
| VAC19KS, North America, V-Lock cord retaining, 2.0 m, Connector IEC C19, SJT 3x14 AWG, black | 6051.2041 |
| VAC19KS, North America, V-Lock cord retaining, 6.0 m, Connector IEC C19, SJT 3x14 AWG, black | 3-102-524 |
| VAC19KS, North America, V-Lock cord retaining, 3.0 m, Connector IEC C19, SJT 3x14 AWG, white | 6051.2131 |
| VAC19KS, North America, V-Lock cord retaining, 6.0 m, Connector IEC C19, SJT 3x14 AWG, black | 6051.2141 |

Mouser Electronics

Authorized Distributor

Click to View Pricing, Inventory, Delivery & Lifecycle Information:

[Schurter:](#)

[3-119-048](#) [3-119-049](#)