

Heavy Duty Fuse Clip, 10.3x38 mm, 1000 VDC/ 600 VAC - 15 A (UL)

new



THT nickel-plated



M3 screw nickel-plated



THT tin-plated



M3 screw tin-plated

1000 VDC/ 600 VAC · 15A (UL)

See below:

[Approvals and Compliances](#)

### Description

- Solder, screw or rivet mounting
- Suitable gPV fuse link ASO 10.3x38

### Unique Selling Proposition

- Designed for high rated voltages
- Excellent price-performance ratio
- Low mounting height

### Applications

- Photovoltaic applications
- Industrial Equipment
- Entertainment Equipment
- Direct current (DC) High voltage applications
- Chargers
- Power distribution

### References

Fuseholder to [ASO 10.3x38](#)

### Weblinks

[pdf data sheet](#), [html datasheet](#), [General Product Information](#), [Distributor-Stock-Check](#), [Detailed request for product](#), [Microsite](#)

### Technical Data

Fuse-Link	10.3 x 38 / 10.3 x 85 mm
Mounting	PCB
Terminal	Solder THT / screw / rivet
Rated Voltage	1000 VDC/600 VAC
Rated current	15A (UL)
Admissible Ambient Temp.	-40°C to 125°C
Material: Terminals	Brass, nickel-plated / tin-plated 1)
Storage Conditions	0°C to 50°C, max. 70% r.h.

Soldering Methods	Wave <a href="#">Soldering Profile</a>
Solderability	245°C / 3 sec acc. to IEC 60068-2-20, Test Ta, method 1
Resistance to Soldering Heat	260°C / 10 sec acc. to IEC 60068-2-20, Test Tb, method 1A
Contact Resistance	≤ 20 mΩ at 100 mA

1) Details see table of variants

### Approvals and Compliances

Detailed information on product approvals, code requirements, usage instructions and detailed test conditions can be looked up in [Details about Approvals](#)

SCHURTER products are designed for use in industrial environments. They have approvals from independent testing bodies according to national and international standards. Products with specific characteristics and requirements such as required in the automotive sector according to IATF 16949, medical technology according to ISO 13485 or in the aerospace industry can be offered exclusively with customer-specific, individual agreements by SCHURTER.

### Approvals

The approval mark is used by the testing authorities to certify compliance with the safety requirements placed on electronic products.

Approval Reference Type: CFO

Approval Logo	Certificates	Certification Body	Description
	<a href="#">UL Approvals</a>	UL	UR File Number: E312155


### Product standards

Product standards that are referenced

Organization	Design	Standard	Description
	Designed according to	UL 4248-1	Industrial Control Equipment
	Designed according to	CSA C22.2 no. 4248.1	Industrial Control Equipment






Application standards

Application standards where the product can be used

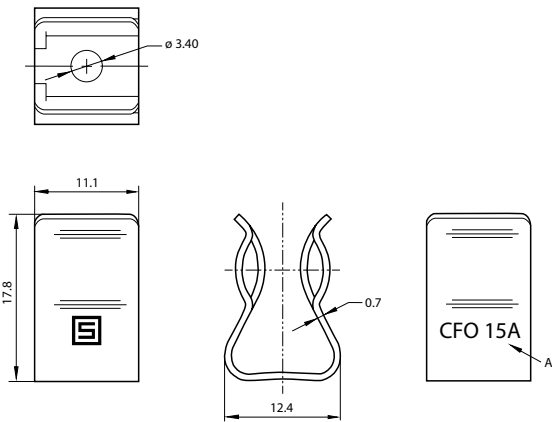
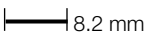
Organization	Design	Standard	Description
	Suitable for applications acc.	IEC/UL 62368-1	Audio/video, information and communication technology equipment - Part 1: Safety requirements

Compliances

The product complies with following Guide Lines

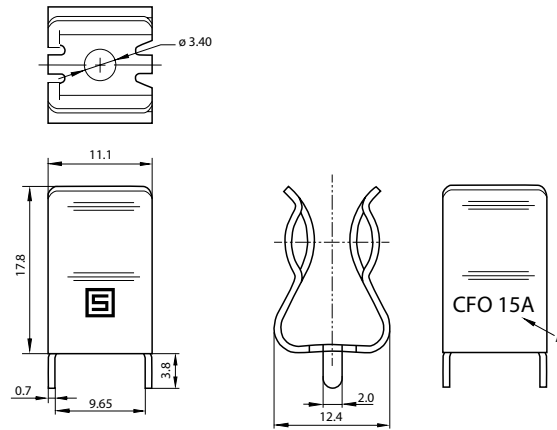
Identification	Details	Initiator	Description
	<a href="#">CE declaration of conformity</a>	SCHURTER AG	The CE marking declares that the product complies with the applicable requirements laid down in the harmonisation of Community legislation on its affixing in accordance with EU Regulation 765/2008.
	<a href="#">UKCA declaration of conformity</a>	SCHURTER AG	The UKCA marking declares that the product complies with the applicable requirements laid down in the British Amendment of Regulation (EC) 765/2008.
	<a href="#">RoHS</a>	SCHURTER AG	Directive RoHS 2011/65/EU, Amendment (EU) 2015/863
	<a href="#">China RoHS</a>	SCHURTER AG	The law SJ / T 11363-2006 (China RoHS) has been in force since 1 March 2007. It is similar to the EU directive RoHS.
	<a href="#">REACH</a>	SCHURTER AG	On 1 June 2007, Regulation (EC) No 1907/2006 on the Registration, Evaluation, Authorization and Restriction of Chemicals 1 (abbreviated as "REACH") entered into force.

Dimension [mm]  
Screw or rivet version M3




A= Current Rating

### Solder THT version

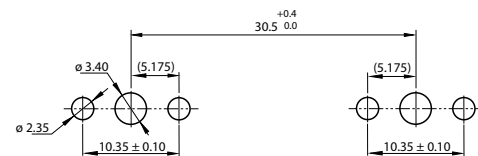


A= Current Rating

### Drilling diagram M3



### Drilling diagram THT



Holes specification (for 10x38 mm fuse)

Holes specification (for 10x38 mm fuse)

## Variants

Weight	Terminal	Packaging	Admissible Ambient Temp.	Coating	Order Number
3 g	Solder / THT	Bulk 275 x 205 x 21.5 mm (2000 pcs.)	-40 °C to 125 °C	Nickel-plated	8040.2012
3 g	Solder / THT	Bulk 165 x 128 x 85 mm (200 pcs.)	-40 °C to 125 °C	Nickel-plated	8040.2012.01
3 g	Solder / THT	Bulk 275 x 205 x 21.5 mm (2000 pcs.)	-40 °C to 125 °C	Tin-plated	8040.2015
3 g	Solder / THT	Bulk 165 x 128 x 85 mm (200 pcs.)	-40 °C to 125 °C	Tin-plated	8040.2015.01
3.1 g	Screw / Rivet M3	Bulk 275 x 205 x 21.5 mm (2000 pcs.)	-40 °C to 125 °C	Nickel-plated	8040.2002
3.1 g	Screw / Rivet M3	Bulk 165 x 128 x 85 mm (200 pcs.)	-40 °C to 125 °C	Nickel-plated	8040.2002.01
3.1 g	Screw / Rivet M3	Bulk 275 x 205 x 21.5 mm (2000 pcs.)	-40 °C to 125 °C	Tin-plated	8040.2005
3.1 g	Screw / Rivet M3	Bulk 165 x 128 x 85 mm (200 pcs.)	-40 °C to 125 °C	Tin-plated	8040.2005.01

Availability for all products can be searched real-time: <https://www.schurter.com/en/info-center/support-tools/stock-check-distributors>

# Mouser Electronics

Authorized Distributor

Click to View Pricing, Inventory, Delivery & Lifecycle Information:

[Schurter:](#)

[8040.2002](#) [8040.2002.01](#) [8040.2005](#) [8040.2005.01](#) [8040.2012](#) [8040.2012.01](#) [8040.2015](#) [8040.2015.01](#)