



# 18W Power Delivery USB Type-C Interchangeable AC Plug Adapter



## Features

- USB Power Delivery 3.0
- US DoE Level VI Compliance
- Ecodesign/ErP Lot 7 (EU) 2019/1782 Compliance
- CoC Version 5 Tier 2 Compliance
- Korean MEPS Compliance
- Interchangeable Clips (sold separately)

## Applications

- Wireless Communications
- Portable Equipment
- Peripherals
- Consumer Electronics

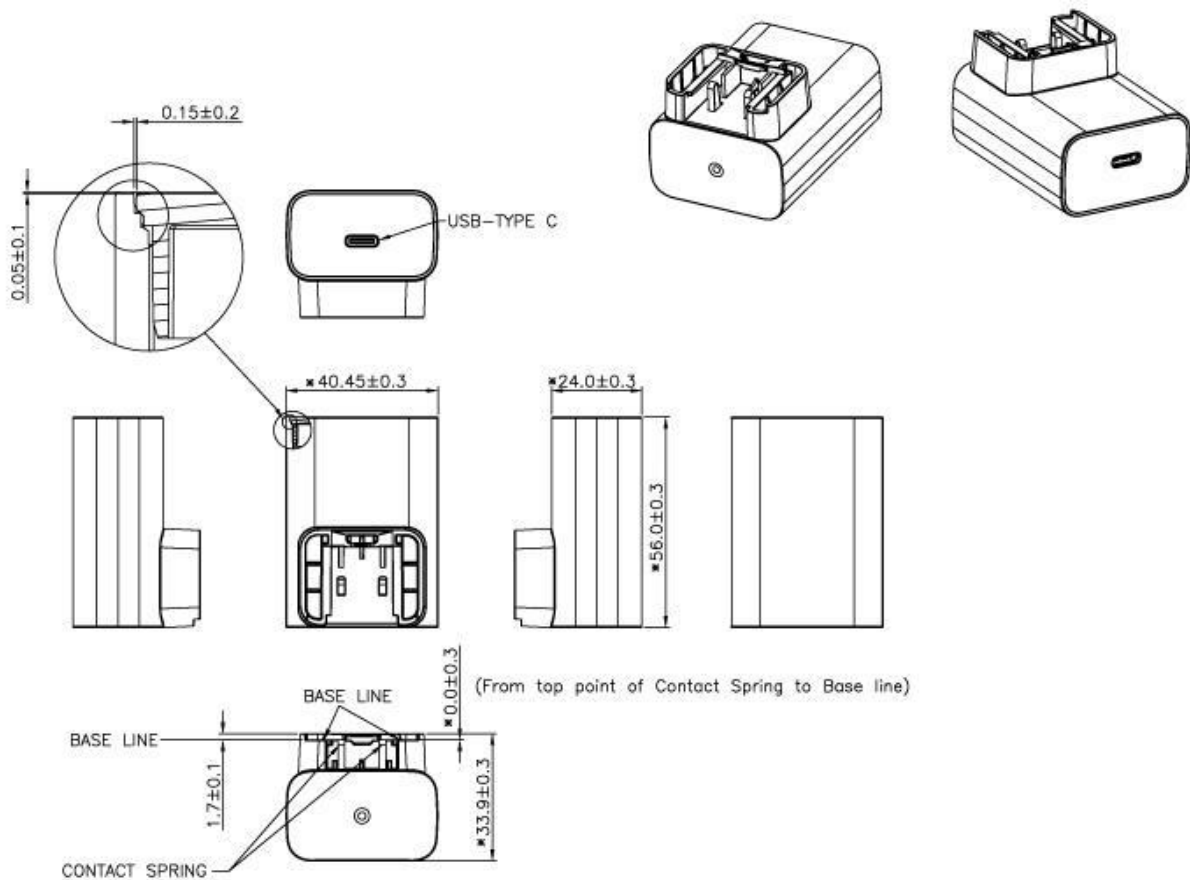


# AN18V-59CFAA-H Specifications<sup>1</sup>

Model		AN18V-59CFAA-H
Output	DC Output Voltage	5.0V/9.0V/12.0V/15.0V
	Max Current	3.0A/2.0A/1.5A/1.2A
	Output Power	15.0W/18.0W/18.0W/18.0W
	Regulation	± 5%
	Ripple & Noise P-P(max) <sup>2</sup>	200mV
Input	AC Input Voltage Range	90 to 264VAC
	AC Input Frequency	47 to 63Hz
	Input Current	0.5A(RMS) max at 100VAC
	Inrush Current	70A max (Cold Start at ambient 25°C, full load)
	No Load Power Consumption at 115VAC Input	0.017W
	No Load Power Consumption at 230VAC Input	0.015W
	115VAC Average Efficiency <sup>3</sup>	5V: 83.11%, 9V: 86.06%, 12V: 86.37%, 15V: 85.91%
	230VAC Average Efficiency <sup>3</sup>	5V: 83.66%, 9V: 87.36%, 12V: 87.0%, 15V: 86.83%
	230VAC 10% Load Efficiency <sup>3</sup>	5V: 82.11%, 9V: 82.68%, 12V: 79.93%, 15V: 75.94%
	Leakage Current	100uA max
Protection	Over-Voltage	5V/6.25V max, 9V/11.25V max, 12V/15V max, 15V/18.75V max
	Short Circuit	Output can be shorted without damage
	Over-Current	110~135%
	Over Temperature	Latch off function
Environmental	Operating Temperature	0°C to +40°C
	Non-Operating Temperature	-20°C to +70°C
	Operating Humidity	5 to +95%
Safety Approvals and EMC	Dielectric Withstand (HI-POT)	Primary to Secondary: 3600VAC for 2 secs, 3mA
	Insulation Resistance	Pri. to Sec.: >30M oh 500VDC
	Standards	cULus 62368-1, IEC 62368-1, AS/NZ 60950.1:2011+A1, PSE, CCC, KC, BIS
	EMI Emissions	FCC Part 15 Class B, EN 55032/CISPR 32, AS/NZS CISPR 32:2015, KCC Class B Conducted and Radiated
	Harmonic Current Emissions	IEC 61000-3-2
	Voltage Fluctuations & Flicker	IEC 61000-3-3
	Immunity	EN 55024/CISPR 24: IEC 61000-4-2 (+/- 15kV air, +/-8kV contact), IEC 61000-4-3, IEC 61000-4-4, IEC 61000-4-5 (+/-2kV), IEC 61000-4-6, IEC 61000-4-8, IEC 61000-4-11
Mechanical	Dimensions (L x W x H)	56.0mm (2.20in) x 40.45mm (1.59in) x 33.9mm (1.33in)
	DC Output Connector	USB-C
Notes	<ol style="list-style-type: none"> <li>The specifications defined are at ambient temperature of 25°C, unless otherwise specified.</li> <li>20MHz bandwidth frequency oscilloscope, add a 0.1µF multilayer Cap. and Low ESR Electrolytic Cap. (10µF) at output connector terminals (nominal line voltage, full load).</li> <li>Efficiency is measured after 30 minutes burn-in.</li> </ol>	



# AN18V-59CFAA-H Outline Drawing



**Supplier's Declaration of Conformity**  
**47 CFR § 2.1077 Compliance Information**

Phihong USA Corporation  
47800 Fremont Boulevard  
Fremont, CA 94538  
Telephone: (510) 445-0100  
[www.phihong.com](http://www.phihong.com)

NOTE: This model has been tested and found to comply with the limits for a Class B digital device, pursuant to part 15 of the FCC Rules. These limits are designed to provide reasonable protection against harmful interference in a residential installation. This equipment generates, uses and can radiate radio frequency energy and, if not installed and used in accordance with the instructions, may cause harmful interference to radio communications. However, there is no guarantee that interference will not occur in a particular installation. If this equipment does cause harmful interference to radio or television reception, which can be determined by turning the equipment off and on, the user is encouraged to try to correct the interference by one or more of the following measures:

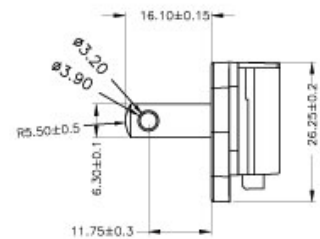
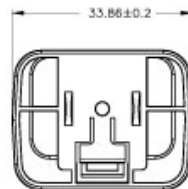
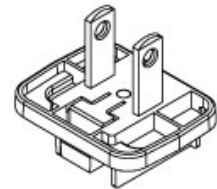
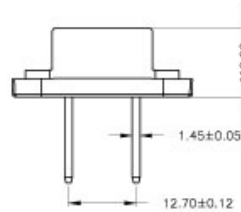
- Reorient or relocate the receiving antenna.
- Increase the separation between the equipment and receiver.
- Connect the equipment into an outlet on a circuit different from that to which the receiver is connected.
- Consult the dealer or an experienced radio/TV technician for help.

Changes or modifications to equipment not expressly approved by PHIHONG could void the user's authority to operate the equipment.

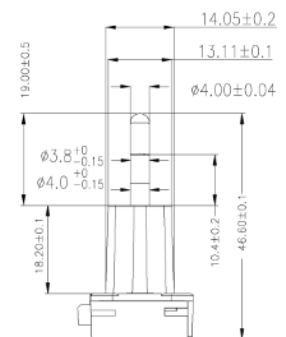
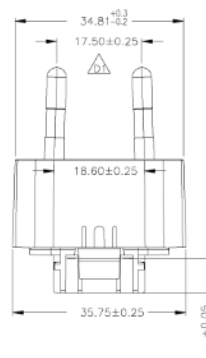
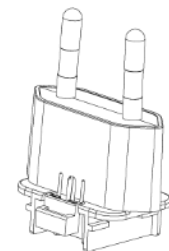
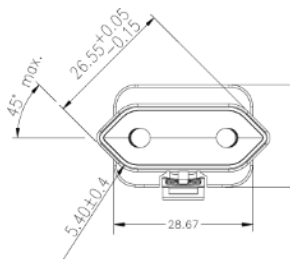



# AC Clips - Sold Separately

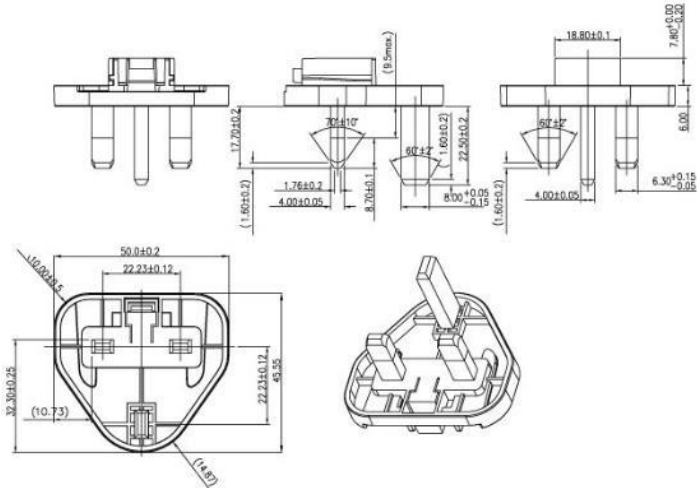
## USA CLIP: VPA-AA02B-H



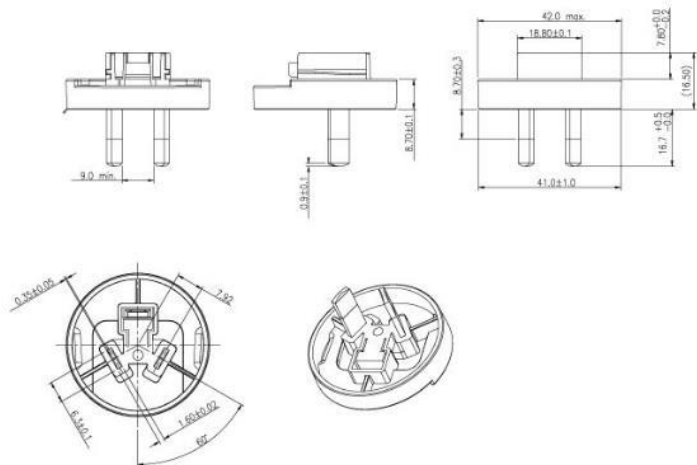
## EUROPE CLIP: VPE-AA02B-H



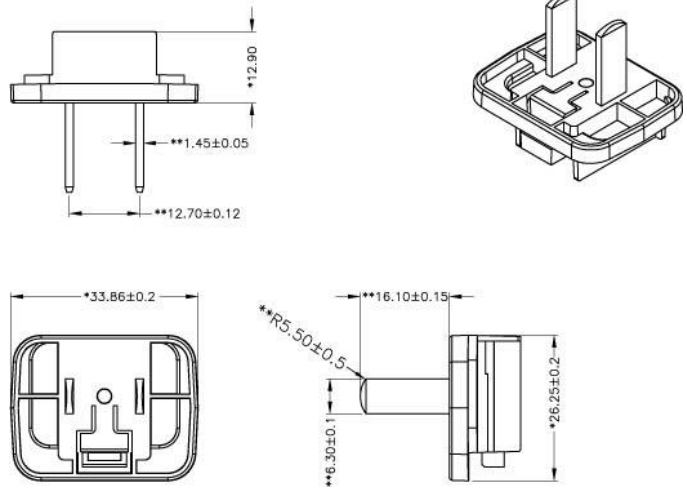
# UK CLIP: VPK-AA02B-H



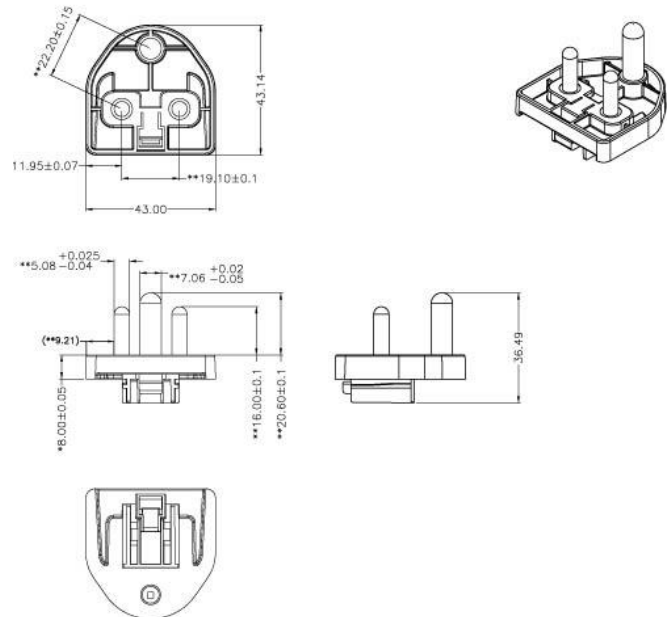
# AUSTRALIA CLIP: VPS-AA02B-H



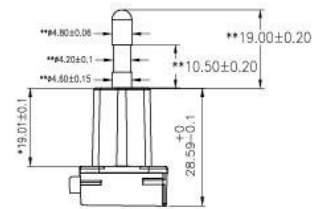
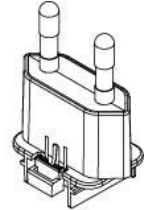
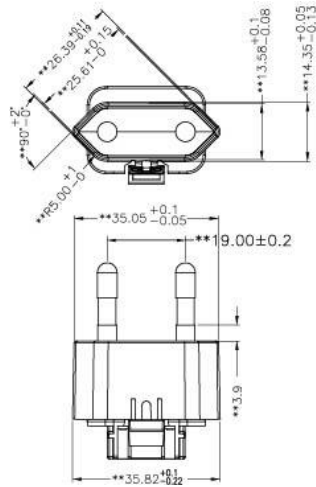
# CHINA CLIP: VPC-AA02B-H



# INDIA CLIP: VPI-AA02B-H



# KOREA CLIP: VPH-AA02B-H

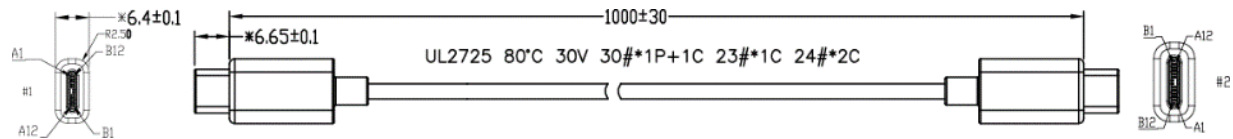




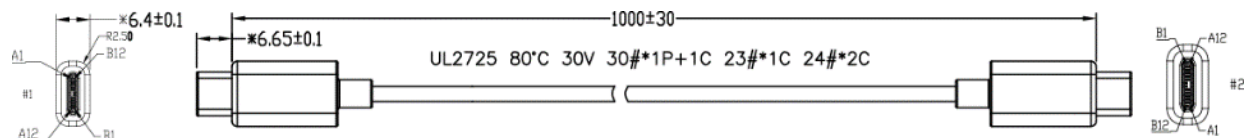


# USB-C Cables - Sold Separately

UES-1001A160: Low Drop Type-C USB Cable – 1 Meter – 23AWG on Power – 30AWG on Data – Black (mm)



UES-1003A160: Low Drop Type-C USB Cable – 1 Meter – 23AWG on Power – 30AWG on Data – Black (mm)



# Mouser Electronics

Authorized Distributor

Click to View Pricing, Inventory, Delivery & Lifecycle Information:

Phihong:

[AN18V-59CFAA-H](#) [VPA-AA02B-H](#) [VPB-AA02B-H](#) [VPC-AA02B-H](#) [VPE-AA02B-H](#) [VPH-AA02B-H](#) [VPI-AA02B-H](#)  
[VPK-AA02B-H](#) [VPN-AA02B-H](#) [VPS-AA02B-H](#)