

CG9 Series

Gas Discharge Tubes



Description

Littelfuse CG9 two electrode high voltage (1.0–5.5 kV) devices are designed for surge protection and high isolation applications, and for applications for which bias voltages or signal levels of several hundred volts are normally present.

Features

- Rugged Ceramic-metal construction
- Voltage Range 1000–5500 V
- 10 kA 8/20 μ s surge capability
- Low capacitance (<1.0 pF)
- Available in T&R packaging
- Available with leads
- RoHS compliant and Lead-free

Additional Information



Resources



Accessories



Samples

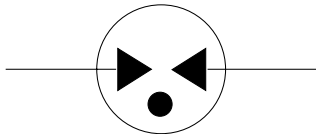
Applications

- Antenna circuit
- Power supplies
- CATV equipment
- Air conditioning
- Test equipment
- Set-top box
- Renewable energy

Agency Approvals

Agency	Agency File Number
	E320116

Two Electrode GDT Graphical Symbol



CG9 Series

Gas Discharge Tubes

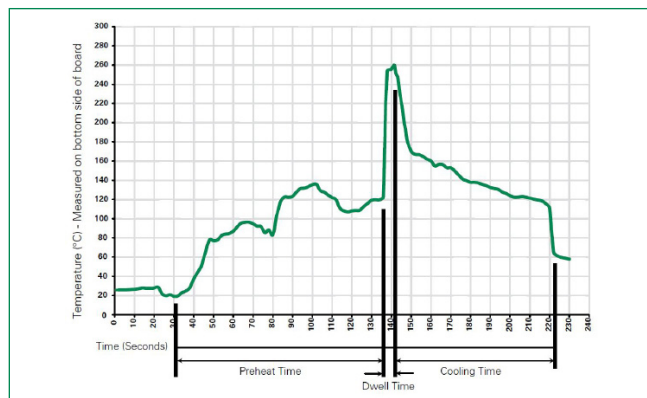
Electrical Characteristics

Part Number	Device Specifications (at 25 °C)					Service Life			
	DC Breakdown in Volts (@100 V/s)	Impulse Breakdown in Volts (@100 V/μs)	Impulse Breakdown in Volts (@1 kV/μs)	Insulation Resistance	Capacitance (@1 MHz)	10 Operations 50 hZ, 1s	1 Operation 50 hZ, 0.18 s, 9 Cycles	10 Operations @ 8/20 μs	1 Operation @ 8/20 μs
CG91.0	850~1150	1300	1400	>10 GΩ	<1 pF	10 A	65 A	10 kA	15 kA
CG91.2	960~1440	1900	2000	>10 GΩ	<1 pF	10 A	65 A	10 kA	15 kA
CG91.5	1200~1800	2200	2300	>10 GΩ	<1 pF	10 A	65 A	10 kA	15 kA
CG91.8	1440~2160	2600	2700	>10 GΩ	<1 pF	10 A	65 A	10 kA	15 kA
CG92.0	1600~2400	3500	3800	>10 GΩ	<1 pF	10 A	65 A	10 kA	15 kA
CG92.5	2000~3000	3900	4000	>10 GΩ	<1 pF	10 A	20 A	10 kA	15 kA
CG93.5	2800~4200	4900	5000	>10 GΩ	<1 pF	10 A	20 A	10 kA	15 kA
CG94.5	3600~5400	5800	6000	>10 GΩ	<1 pF	10 A	20 A	10 kA	15 kA
CG95.5	4675~6325	6500	7000	>10 GΩ	<1 pF	5 A	10 A	10 kA	15 kA

Product Characteristics

Item	Test Condition
Operating & Storage Temperature	-40 °C to 125 °C
Product Marking	LF Logo, Voltage and date code; Black ink positive print
Material	Device & Wire: Tin plated 17.5±12.5 Microns

Soldering Parameters: Wave Soldering (Thru-Hole Devices)



Wave Parameter	Lead-Free Recommendation
Preheat: (Depends on Flex Activation Temperature)	(Typical Industry Recommendation)
Temperature Minimum	100 °C
Temperature Maximum	150 °C
Preheat Time	60–180 seconds
Solder Pot Temperature	260 °C Maximum
Solder Dwell Time	2–5 seconds

Recommended Hand-Solder Parameters:

Solder Iron Temperature: 350 °C +/- 5 °C

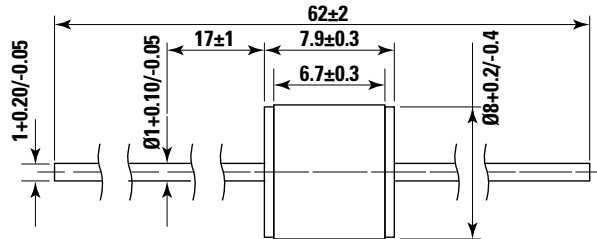
Heating Time: 5 seconds max.

Note: These devices are not recommended for IR or Convection Reflow process.

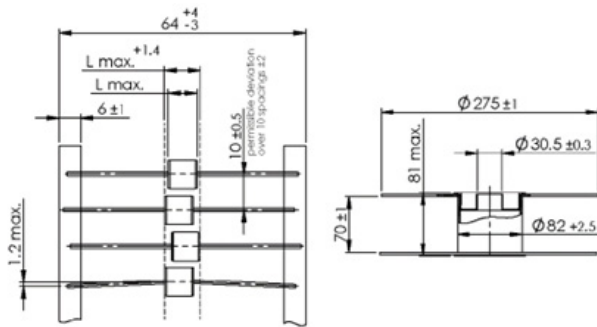
CG9 Series

Gas Discharge Tubes

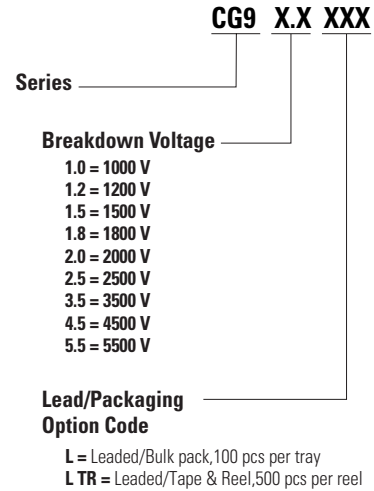
Device Dimensions



Packaging Dimensions



Part Numbering System and Ordering Information



Disclaimer Notice - Information furnished is believed to be accurate and reliable. However, users should independently evaluate the suitability of and test each product selected for their own applications. Littelfuse products are not designed for, and may not be used in, all applications. Read complete Disclaimer Notice at: www.littelfuse.com/disclaimer-electronics.

Mouser Electronics

Authorized Distributor

Click to View Pricing, Inventory, Delivery & Lifecycle Information:

[Littelfuse:](#)

[CG91.0LTR](#) [CG91.2LTR](#) [CG91.5LTR](#) [CG91.8LTR](#) [CG92.0LTR](#) [CG92.5LTR](#) [CG93.5LTR](#) [CG94.5LTR](#)
[CG95.5LTR](#)