


SEALED M10 ZCASE® BOLT DOWN FUSE

ZCASE Fuse • 600A • 80V DC



3998600.ZXM10-S

902-192

Description

The Sealed M10 ZCASE fuse is designed to mount directly to a standard forklift battery to provide short circuit protection to the highest current circuits powering electric vehicles. Its placement on the battery eliminates the need for any unfused, high-current wires off of the battery—even the battery terminal itself is protected from short circuits and accidental contact. In the event of an electrical fault, the ZCASE style fuse performs quickly and effectively, while also eliminating the false blows seen in legacy high speed fuse designs.

Features and Benefits

- Mounts directly to an M10 female battery terminal—no additional wiring required
- Self-protected from battery acid fumes
- Protects entire vehicle from high current short circuit faults
- Rated for use in explosive atmospheres*

Ordering Information

PART NUMBER	DESCRIPTION
3998600.ZXM10-S	Sealed M10 Battery Mount ZCASE Fuse
3998600.ZXM10-SB	Sealed M10 Battery Mount ZCASE Fuse + Insulated M10 Bolt Kit
902-192	Insulated M10 Bolt (Required for Installation/Operation)

*Ratings achieved and statements applicable only when used with insulated bolt and a sealed cable lug

Specifications

Amperage:	600A
Voltage Rating:	80V DC
Fuse Terminal Torque:	18±2Nm
Ingress Protection:	IP67 / IP69K*
Housing:	TPU UL94 V0
Output Connectors:	M10
Special Ratings:	IEC 60079-0 Explosion-Proof*

Applications

- Electric Forklift
- Electric Manlift
- Electric Floor Cleaners
- Electric Utility Vehicles

Web Resources

Download technical resources at:
littelfuse.com/SealedM10ZCASE

Related Fuses

ZCASE Bolt Down Fuse

The ZCASE is a bolt down fuse with a wide rating range up to 600A. The Time Current characteristic is similar to the well known MEGA® design and can be used as full wire protection until 250A. Higher ratings typically used for starter fuse.

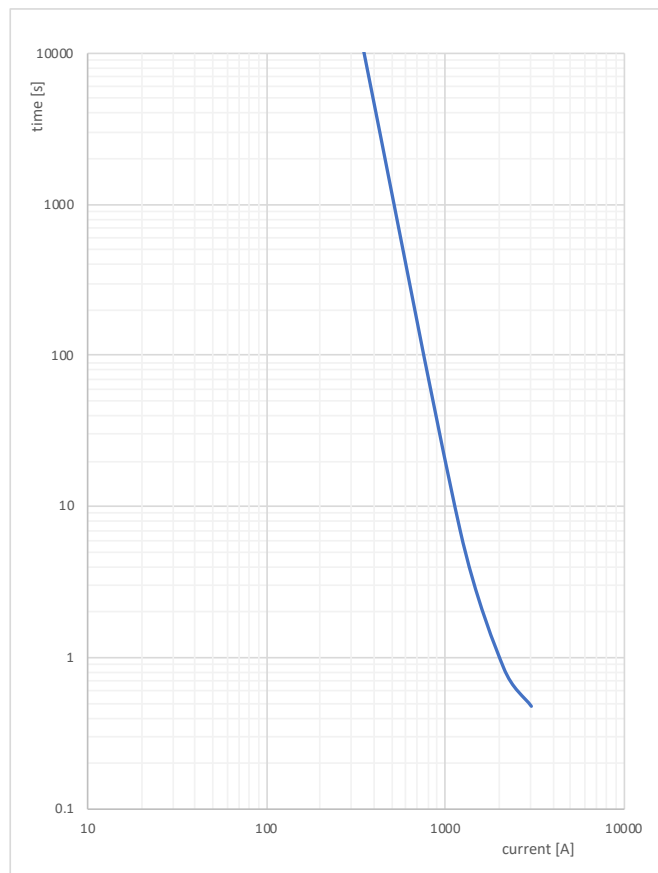


Learn more at: littelfuse.com/ZCASE

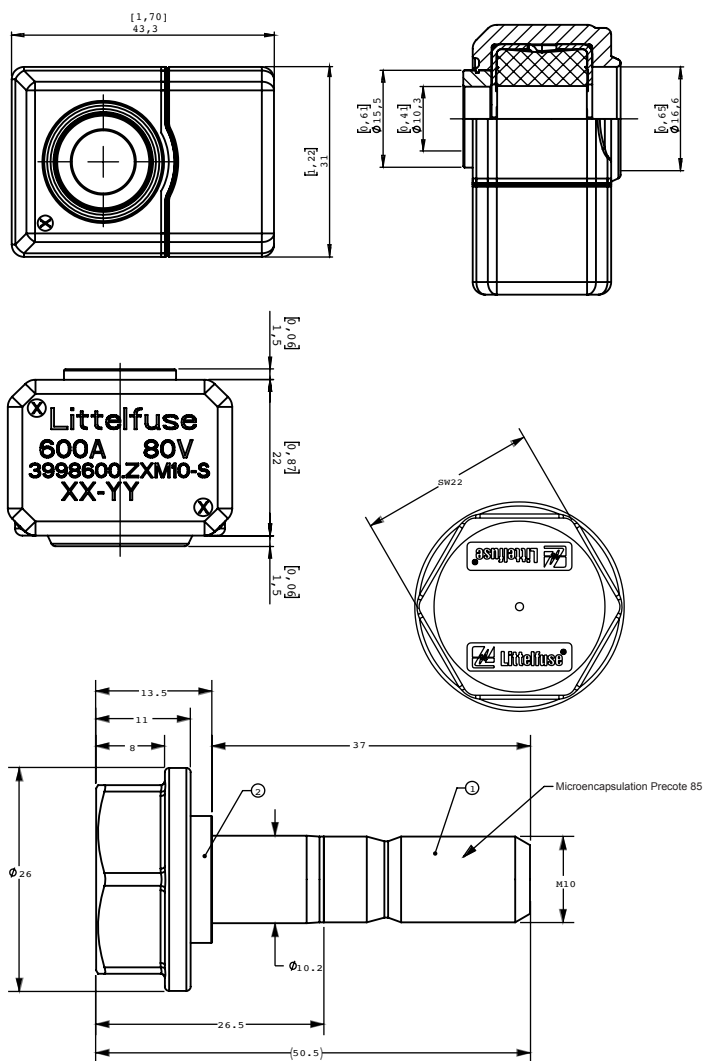
SEALED M10 ZCASE BOLT DOWN FUSE

ZCASE Fuse • 600A • 80V DC

Electrical Diagram



Dimensions in MM



Recommended Products

SMZ Series Stud Mount ZCASE® Fuse Holder

The SMZ stud mount fuse holder features a compact design which saves space and eliminates the need to wire in a separate fuse holder or power distribution module. The SMZ stud mount fuse holder is ideal for stacking to create a 2 and 3 circuit version.

Learn more at: littelfuse.com/SMZ

BMZ Series Battery Post Mount ZCASE® Fuse Holder

The BMZ fuse holder allows you to mount fusing directly to a post style battery without any special hardware. The isolated bolts eliminate the traditional need for nylon nuts and fuses can be assembled using standard M8 threaded hardware.

Learn more at: littelfuse.com/BMZ



Mouser Electronics

Authorized Distributor

Click to View Pricing, Inventory, Delivery & Lifecycle Information:

Littelfuse:

[3998600.ZXM10-S](#) [3998600.ZXM10-SB](#) [902-192](#)