

DCNEVT150 SERIES HIGH CURRENT HIGH VOLTAGE DC CONTACTOR RELAY



Specifications Overview

Amperage:	150A Continuous Carry
Housing:	Nylon UL 94-V0
Voltage Rating:	450V
Connector:	KET090-II, 2-Pole Connector MG651026 Terminal ST730676-3
Ingress Protections:	IP54
Operating Temperature:	-40°C to 85°C
Circuitry:	SPST NO
Voltage:	B: 12V DC Nominal, 9 - 15V DC Working C: 24V DC Nominal, 18 - 28V DC Working
Max Coil Inrush Current:	B: 500mA Max to coil C: 250mA Max to coil
Size:	Reference Dimensions on Page 2
Mounting:	M5
Mounting Bolt Torque:	3 - 4 Nm (26-35 in-lb)
Contact Torque:	5 - 6 Nm (45- 53 in-lb)
Terminals:	M6 Silver Plated Copper
Approvals:	UL File No. E510407

Description

High current and high voltage DC contactor relays for electric vehicle, hybrid electric vehicle, renewable storage energy, battery charging and fuel battery, solar energy battery, and general industrial equipment. Utilizes polarized contacts for optimum performance amidst polarized electrical loads.

Applications

- Battery Electric Vehicles
- Hybrid Electric Vehicles
- Material Handling
- Electric Maintenance and Transport Vehicles
- Industrial Applications

Ordering Information

Features and Benefits

- High current (150A) and high voltage (450V) contactor for EV applications
- Compact structure, helping reduce noise when turned on
- Sealed IP54, gas-filled relay which mitigates arcing
- No mounting orientation restrictions
- Highly reliable contact system with stable contact resistance in harsh environments

Web Resources

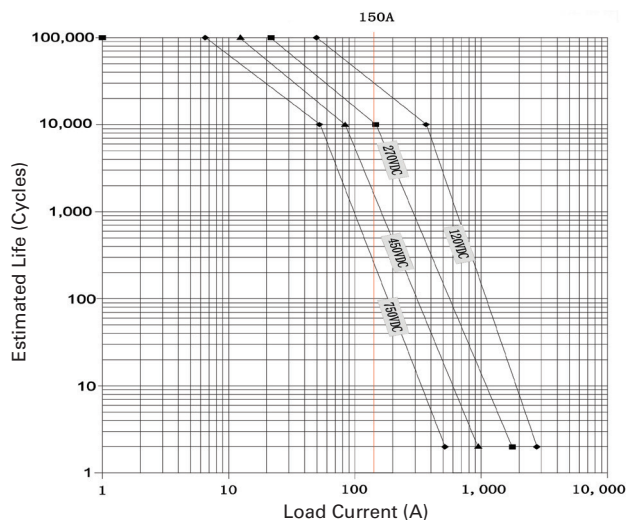
Download 2D print and technical resources at:
littelfuse.com/DCNEVT150

PART NUMBER	DESCRIPTION	COIL VOLTAGE 12V DC	COIL VOLTAGE 24V DC	BOTTOM MOUNT	SIDE MOUNT
DCNEVT150-BS	High Voltage DC Contactor Relay Side Mount with Polar Load Terminals	•			•
DCNEVT150-B	High Voltage DC Contactor Relay Bottom Mount with Polar Load Terminals	•		•	
DCNEVT150-CS	High Voltage DC Contactor Relay Side Mount with Polar Load Terminals		•		•
DCNEVT150-C	High Voltage DC Contactor Relay Bottom Mount with Polar Load Terminals		•	•	

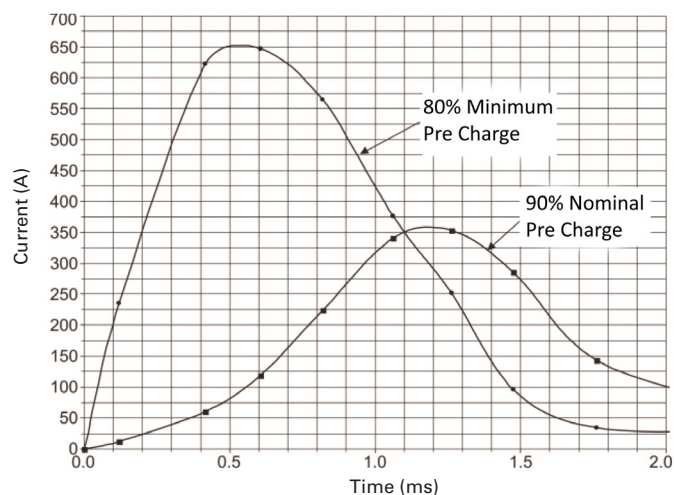
* Box Packaging Available

DCNEVT150 SERIES HIGH CURRENT HIGH VOLTAGE DC CONTACTOR

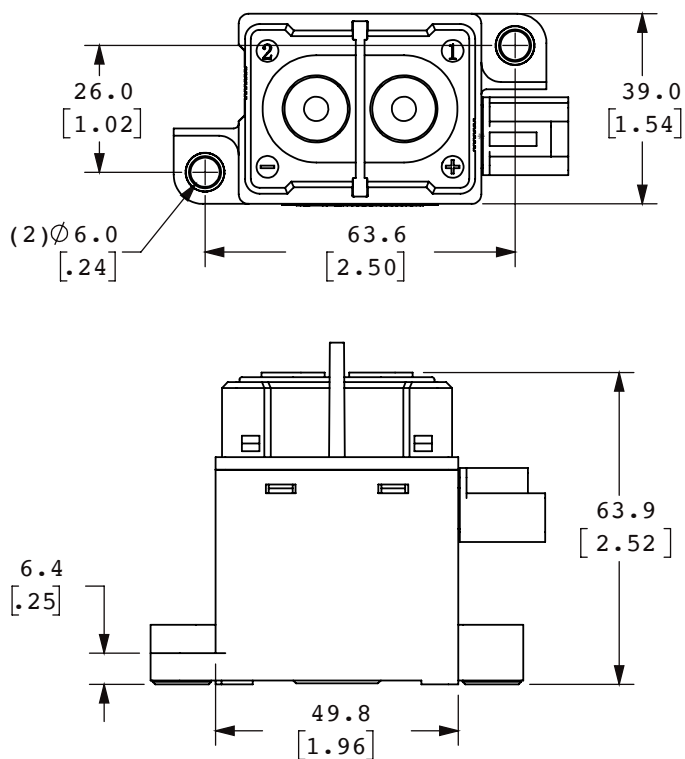
Estimated Make Break Chart



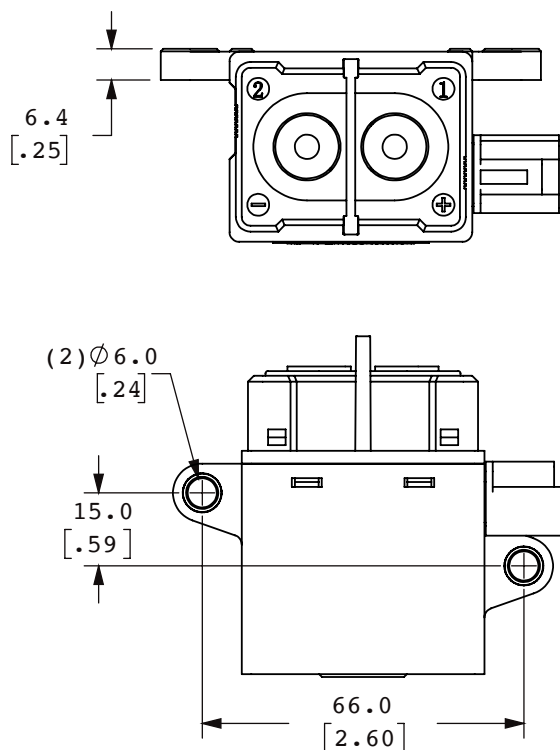
Capacitive Make Test Curve



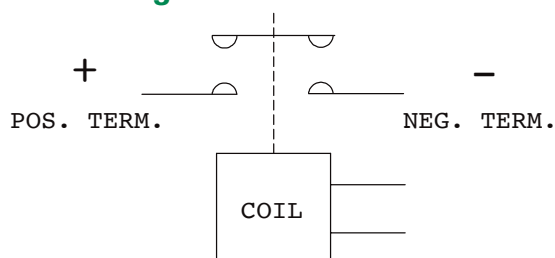
Bottom Mount Dimensions in MM



Side Mount Dimensions in MM



Electrical Diagram



Mouser Electronics

Authorized Distributor

Click to View Pricing, Inventory, Delivery & Lifecycle Information:

Littelfuse:

[DCNEVT150-B](#) [DCNEVT150-CS](#) [DCNEVT150-BS](#) [DCNEVT150-C](#)