



THQ Series Hybrid Capacitors

Product Datasheet

08.03.2022

Product Overview

The THQ series capacitors utilize sintered tantalum anodes and ruthenium oxide coated cathodes operating in aqueous electrolyte with additives. The components are hermetically sealed in a welded tantalum case with a glass-to-metal anode terminal seal.

THQ series capacitors come in a 1.4" round case. They are available in 5 heights ranging from 0.312" to 0.765".

Electrical Specifications

Rated Voltage Range	10VDC to 125VDC
Capacitance Range	1,100uF to 200,000uF
Life (@85°C)	>2000 hours @ Rated Voltage

Mechanical Specifications

Test	Method	Condition	Remarks
Shock	MIL-STD-202 METHOD 213	G	Tested for 11ms at 50g
Vibration	MIL-STD-202 METHOD 204	D	12 sweeps/axis, 20g peak
	MIL-STD-202 METHOD 214	II, Letter E	1.5 hours/axis, 19.64g peak
Moisture Resistance	MIL-STD-202 METHOD 106		6V Polarity

Solderability	To ANSI J-STD-002
Operating Temperature Range	-55°C to +85°C or 125°C with voltage derating (see page 3)
Storage Temperature Range	-62°C to +130°C

Thermal Dissipation

In free air, THQ SERIES exhibit a case temperature rise of approximately 20°C per watt dissipated.

Capacitor Life

THQ series capacitors are rated for >2,000 hours at 85°C and rated voltage or 125°C at de-rated voltage. The effective life of a capacitor in a given application is based on the specific operating voltage and average temperature

THQ series capacitors have an unlimited Shelf life.

RoHS

THQ series capacitors are RoHS 9/10 compliant to EU RoHS Directive 2015/863

- Negative terminal is 60/40 SnPb plated copper wire
- Positive Terminal is 60/40 SnPb plated Nickel Tube

Export Classification

THQ series capacitors are **ECCN EAR99**

Handling Guidelines

Attachment / Mounting by leads only is discouraged in applications exposed to mechanical shock or vibration. Always ensure capacitor is firmly secured to PWB, by either mounting studs, epoxy staking or both (preferred for vibration environments)

- Provide adequate care to protect the glass to metal seal (GTMS)
 - Avoid forces on the positive terminal, lateral, axial or torque.
 - Avoid mechanical shock to the positive terminal.
 - Secure the part to PWB before soldering.
- Mounting with studs
 - #2-56 CDA-752 studs are available as a standard option.
 - Use spacers (provided) to fill the gap between PWB and leaded surface of capacitor.
 - Tighten Studs to 30-40 in-oz.
 - Secure nuts (provided) with red Loctite. Do not use lock washers.
- Potting / Epoxy Staking
 - We advise epoxy staking capacitor to PWB even when using studs, for maximum vibration tolerance.
 - In some applications it may be advisable to pot the cavity between the PWB and leaded surface.
 - Highest shock/vibration applications may require the capacitor to be fully potted.
- Soldering
 - Rim of capacitor is intended to mate directly to PWB. Advise using "no-clean" flux.
 - Utilize ANSI J-STD 001 Standard Through Hole Soldering methods.
- Lead trimming
 - Provide adequate care if leads must be trimmed.
 - Trimming the positive terminal is not recommended.
 - Lead lengths available in 1/32" increments from 0.125" when measured from the rim of the capacitor.

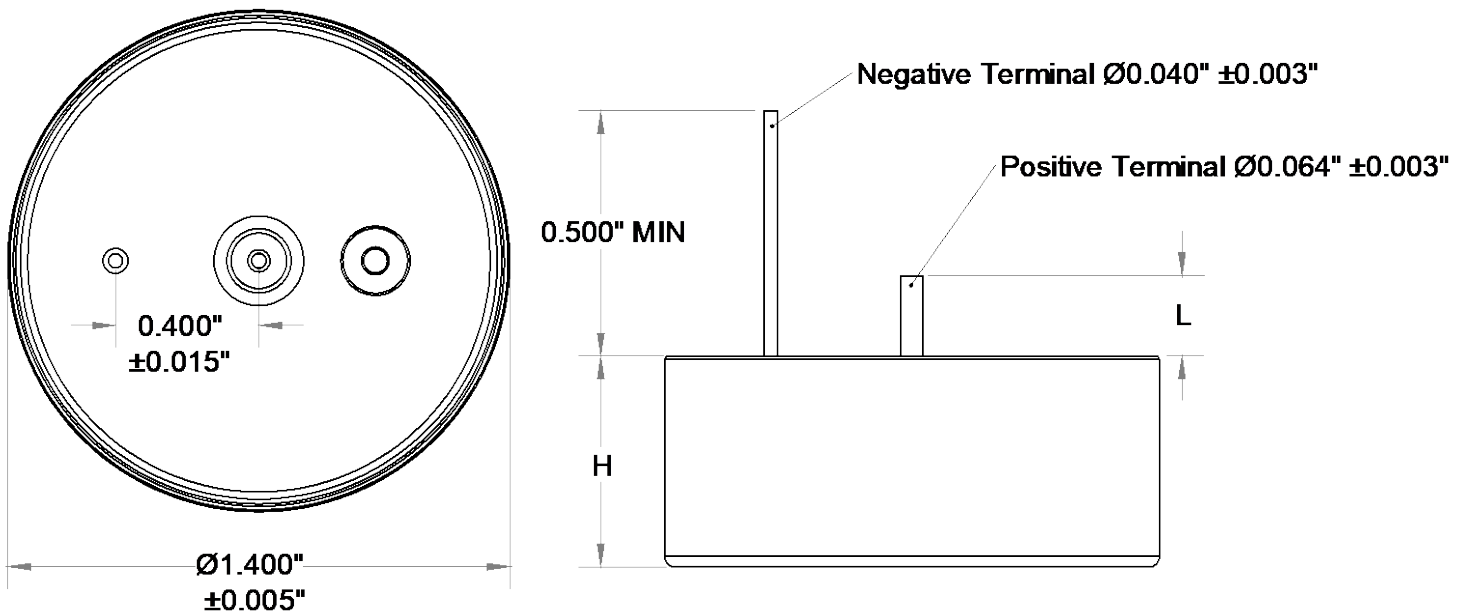
Part Number Description

Product Series	Voltage Rating	Cap Rating	Option: Custom Center Lead	Option: ±10% Rating	Option: Stud Mount
THQ#	XXX	XXX	LX	K	SMXX

Ratings Table

Part Number	DLA PN	Voltage_85°C	Voltage_125°C	Cap (µF)	ESR (mΩ)	Height (in)	Mass (g)
THQ1010503	04001-01	10	6	50,000	50	0.312	41
THQ2010104		10	6	100,000	37	0.46	62
THQ3010154	04003-01	10	6	150,000	25	0.608	84
THQ4010204	09022-01	10	6	200,000	25	0.725	100
THQ5010204	04004-01	10	6	200,000	15	0.765	103
THQ1016303	04001-02	16	9.5	30,000	50	0.312	41
THQ2016603		16	9.5	60,000	37	0.46	62
THQ3016903	04003-02	16	9.5	90,000	25	0.608	84
THQ4016124	09022-02	16	9.5	120,000	25	0.725	100
THQ5016124	04004-02	16	9.5	120,000	15	0.765	103
THQ1025183	04001-03	25	15	18,000	50	0.312	41
THQ2025363		25	15	36,000	50	0.46	62
THQ3025543	04003-03	25	15	54,000	35	0.608	84
THQ4025703	09022-03	25	15	70,000	25	0.725	100
THQ5025703	04004-03	25	15	70,000	20	0.765	103
THQ1035123	04001-04	35	20	12,000	50	0.312	41
THQ2035243		35	20	24,000	50	0.46	62
THQ3035363	04003-04	35	20	36,000	35	0.608	84
THQ4035503	09022-04	35	20	50,000	25	0.725	100
THQ5035503	04004-04	35	20	50,000	20	0.765	103
THQ1050802	04001-05	50	30	8,000	60	0.312	41
THQ2050163		50	30	16,000	60	0.46	62
THQ3050243	04003-05	50	30	24,000	35	0.608	84
THQ4050323	09022-05	50	30	32,000	25	0.725	100
THQ5050303	04004-05	50	30	30,000	20	0.765	103
THQ1063402	04001-06	63	37.5	4,000	100	0.312	47
THQ2063802		63	37.5	8,000	70	0.46	75
THQ3063123	04003-06	63	37.5	12,000	35	0.608	102
THQ4063163	09022-06	63	37.5	16,000	35	0.725	125
THQ5063163	04004-06	63	37.5	16,000	30	0.765	125
THQ1080282	04001-07	80	48	2,800	100	0.312	47
THQ2080562		80	48	5,600	70	0.46	75
THQ3080822	04003-07	80	48	8,200	40	0.608	102
THQ4080113	09022-07	80	48	11,000	35	0.725	125
THQ5080113	04004-07	80	48	11,000	30	0.765	125
THQ1100192	04001-08	100	60	1,900	125	0.312	47
THQ2100382		100	60	3,800	90	0.46	75
THQ3100572	04003-08	100	60	5,700	50	0.608	102
THQ4100752	09022-08	100	60	7,500	35	0.725	125
THQ5100752	04004-08	100	60	7,500	40	0.765	125
THQ1110152	04001-09	110	66	1,500	200	0.312	47
THQ2110302		110	66	3,000	140	0.46	75
THQ3110452	04003-09	110	66	4,500	75	0.608	102
THQ4110602		110	66	6,000	50	0.725	125
THQ1125112	04003-09	125	75	1,100	200	0.312	47
THQ2125222		125	75	2,200	140	0.46	75
THQ3125332	04003-10	125	75	3,300	75	0.608	102
THQ4125452	09022-09	125	75	4,500	50	0.725	125
THQ5125452	04004-09	125	75	4,500	40	0.765	125

2D Drawing

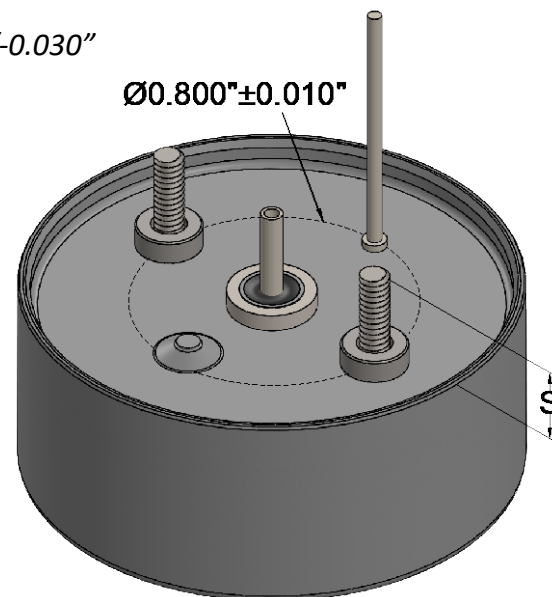


	THQ1	THQ2	THQ3	THQ4	THQ5
Case Height (H)	0.312"	0.460"	0.608"	0.725"	0.775"

	L0	L1	L2	L3	Standard	L4	L5	L6
Length L(x)	0.125"	0.156"	0.188"	0.219"	*0.230"	0.250"	0.281"	0.313"

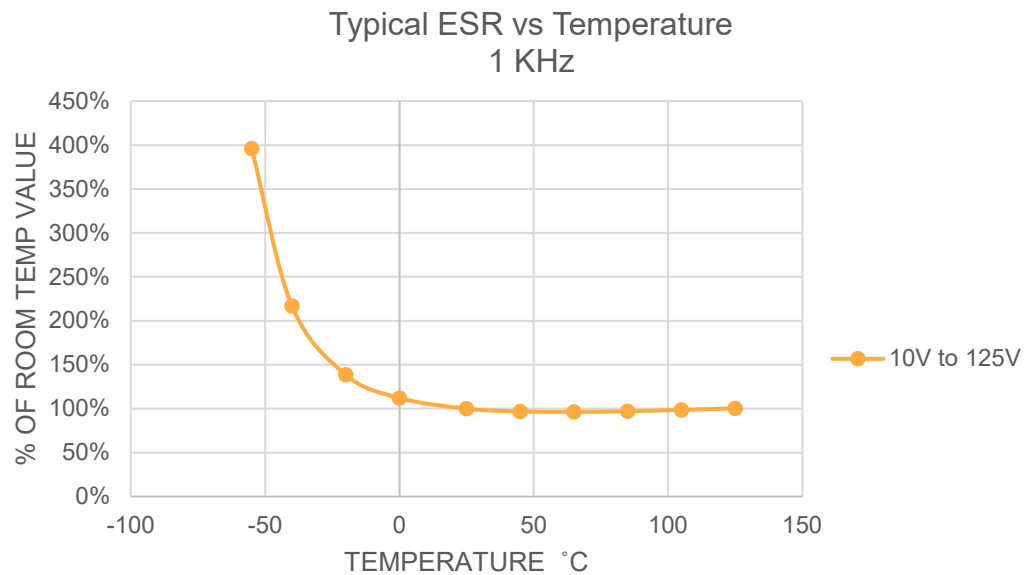
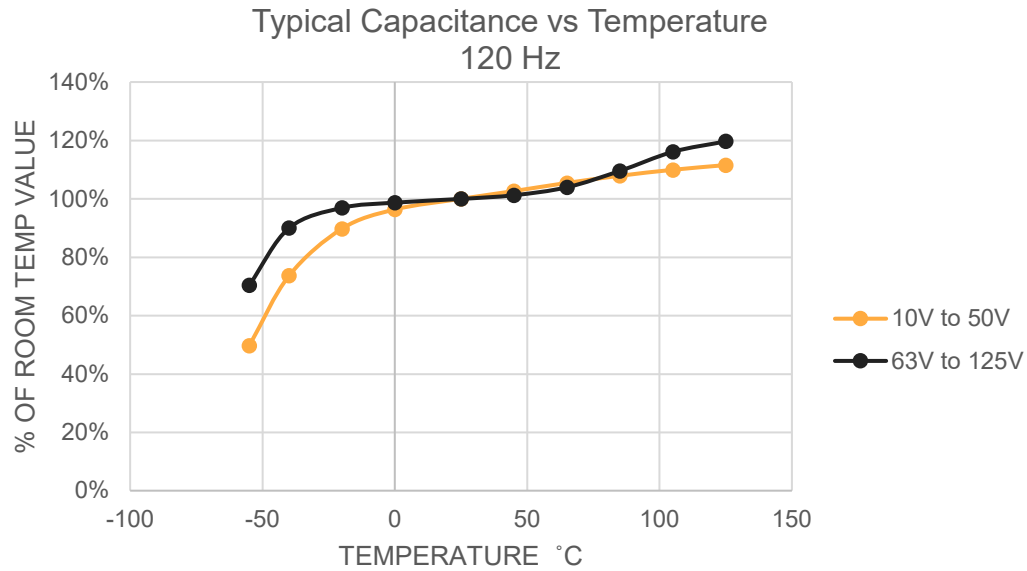
*If unspecified, standard center lead length is $0.230 \pm 0.030''$
 L(x) dimensions are $\pm 0.010''$

STUD MOUNT OPTION
CDA 752 # 2-56
EXAMPLE: THQXXXXXXSM00

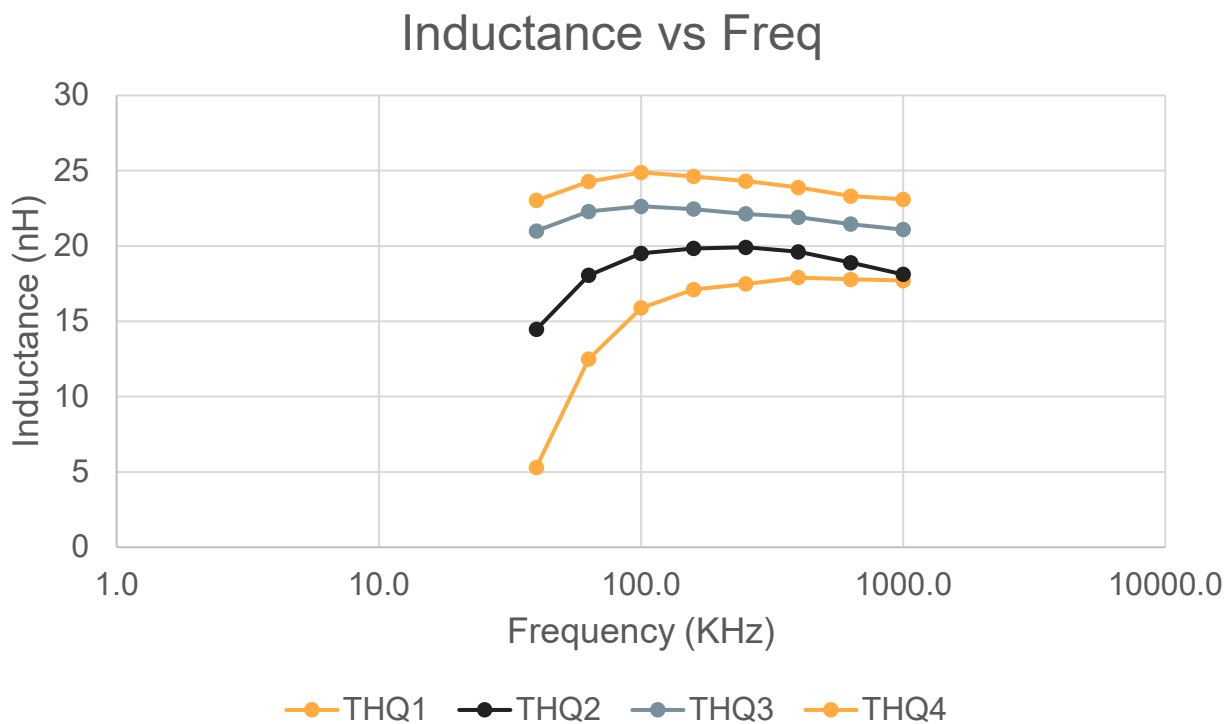


SUFFIX	SM00	SM01	SM02	SM03	SM04	SM05
HEIGHT (S)	0.22"	0.28"	0.41"	0.16"	0.19"	0.36"

Average Electrical Performance



Average Electrical Performance



Mouser Electronics

Authorized Distributor

Click to View Pricing, Inventory, Delivery & Lifecycle Information:

[Quantic Evans:](#)

THQ3110452	THQ1080282	THQ1110152	THQ3016903	THQ3035363	THQ4110602	THQ1010503	THQ1016303
THQ1050802	THQ1100192	THQ2035243	THQ4080113	THQ4100752	THQ4125452	THQ1025183	THQ1063402
THQ2063802	THQ2080562	THQ3025543	THQ3050243	THQ3063123	THQ3100572	THQ3125332	THQ4016124
THQ4050323	THQ5016124	THQ5050303	THQ5100752	THQ5110602	THQ5125452	THQ1035123	THQ1125112
THQ2010104	THQ2016603	THQ2025363	THQ2050163	THQ2100382	THQ2110302	THQ2125222	THQ3010154
THQ3080822	THQ4010204	THQ4025703	THQ4035503	THQ4063163	THQ5010204	THQ5025703	THQ5035503
THQ5063163	THQ5080113						