

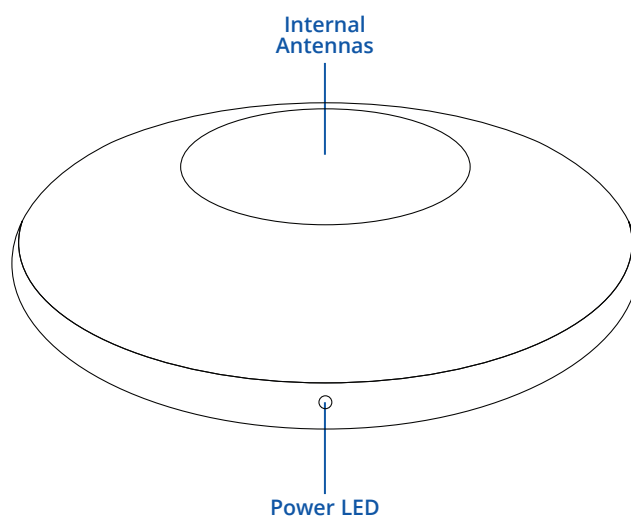


TAP100

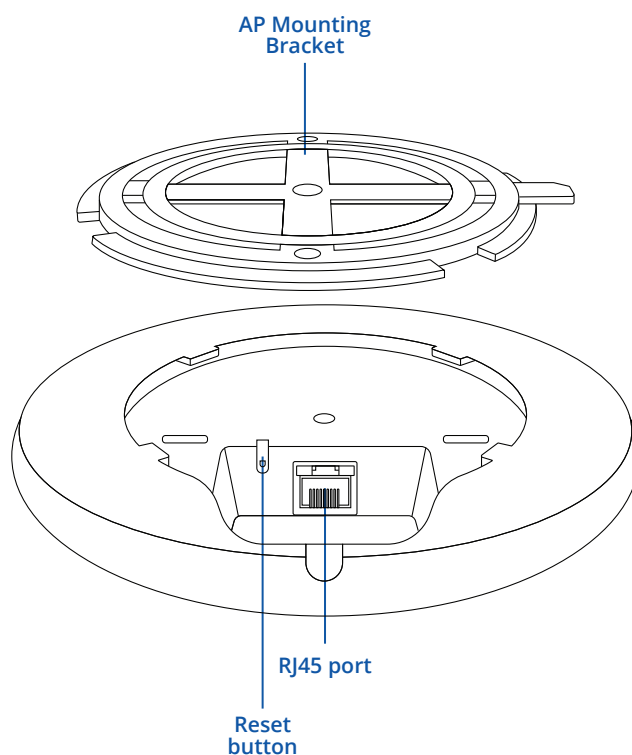


HARDWARE

TOP VIEW



BOTTOM VIEW



RJ45 LED MEANING



FEATURES

ETHERNET

ETHERNET	1 x RJ45 port 10/100 Mbps, compliance with IEEE 802.3, IEEE 802.3u, 802.3az standards, supports auto MDI/MDIX crossover
----------	---

WIRELESS

Wireless mode	IEEE 802.11b/g/n (Wi-Fi 4) with data transmission rates up to 300 Mbps
Wi-Fi security	WPA2-EAP/WPA3-EAP Mixed Mode, WPA3-EAP, WPA2-PSK/WPA3-SAE Mixed Mode, WPA3-SAE, OWE, WPA-PSK/WPA2-PSK Mixed Mode, WPA2-PSK, WPA2-EAP; AES-CCMP, TKIP, Auto Cipher modes, client separation
ESSID	SSID stealth mode and access control based on MAC address
Wi-Fi users	Up to 100 simultaneous connections

NETWORK

Network protocols	TCP, UDP, IPv4, IPv6, ICMP, HTTP, HTTPS, SSL v3, TLS, ARP, SSH, DHCP client, SNMP
-------------------	---

SECURITY

Authentication	Pre-shared key, digital certificates, X.509 certificates, TACACS+, Radius, IP & Login attempts block
VLAN	Tag based VLAN separation

MONITORING & MANAGEMENT

WEB UI	HTTP/HTTPS, status, configuration, FW update, CLI, troubleshoot, event log, system log, kernel log
FOTA	Firmware update from server, automatic notification
SSH	SSH (v1, v2)
SNMP	SNMP (v1, v2, v3), SNMP Trap
JSON-RPC	Management API over HTTP/HTTPS
RMS	Teltonika Remote Management System (RMS)

SYSTEM CHARACTERISTICS

CPU	MediaTek MIPS 24Kc 580 MHz
RAM	RAM 64 MB, DDR2
FLASH storage	16 MB, SPI Flash

FIRMWARE/CONFIGURATION

WEB UI	Update FW from file, check FW on server, configuration profiles, configuration backup
FOTA	Update FW
RMS	Update FW/configuration for multiple devices at once
Keep settings	Update FW without losing current configuration

FIRMWARE CUSTOMIZATION

Operating system	RutOS (OpenWrt based Linux OS)
Supported languages	Busybox shell, Lua, C, C++
Development tools	SDK package with build environment provided

POWER

Connector	RJ45 Socket
Input voltage range	44.0 – 57.0 V
PoE standards	802.3af PoE Class 1
Power consumption	< 2 W Max

PHYSICAL INTERFACES (PORTS, LEDS, ANTENNAS, BUTTONS, SIM)

Ethernet	1 x RJ45 ports, 10/100 Mbps
Status LEDs	1 x Power LED (can be turned off from web-UI)
Antennas	2 x Internal antennas for 2,4 GHz Wi-Fi
Reset	Reboot/User default reset/Factory reset button

PHYSICAL SPECIFICATION

Casing material	UV stabilized plastic
Dimensions	Ø 158 mm x 30 mm
Weight	190 g
Mounting options	AP Mounting Bracket (for ceiling mount)

OPERATING ENVIRONMENT

Operating temperature	-40 °C to 75 °C
Operating humidity	10% to 90% non-condensing for all our devices.
Ingress Protection Rating	IP30

REGULATORY & TYPE APPROVALS

Regulatory	CE, UKCA, CB, FCC, IC, WEEE
------------	-----------------------------

EMI IMMUNITY

Standards	EN 55032:2015+A11:2020 EN 55035:2017+A11:2020 EN 61000-3-3:2013+A1:2019+A2:2021 EN IEC 61000-3-2:2019+A1:2021 EN 301 489-1 V2.2.3 EN 301 489-17 V3.2.4
ESD	EN 61000-4-2:2009
RS	EN IEC 61000-4-3:2020
EFT	EN 61000-4-4:2012
Surge protection	EN 61000-4-5:2014+A1:2017
CS	EN 61000-4-6:2014
DIP	EN IEC 61000-4-11:2020

RF

Standards	EN 300 328 V2.2.2
-----------	-------------------

SAFETY

Standards	IEC 62368-1:2018 EN IEC 62368-1:2020+A11:2020 EN IEC 62311:2020
-----------	---

WHAT'S IN THE BOX?

STANDARD PACKAGE CONTAINS

- TAP100 Access point
- QSG (Quick Start Guide)
- Wi-Fi Information sticker
- Packaging box



STANDARD ORDER CODES

PRODUCT CODE	HS CODE	HTS CODE	PACKAGE CONTAINS
TAP100001000	851762	8517.62.00	Standard Package
TAP100000000	851762	8517.62.00	Standard package with 15 W PoE Injector
TAP100000100	851762	8517.62.00	Standard package with 15 W PoE Injector, Ethernet cable

For more information on all available packaging options – please contact us directly.

TAP100 SPATIAL MEASUREMENTS & WEIGHT

MAIN MEASUREMENTS

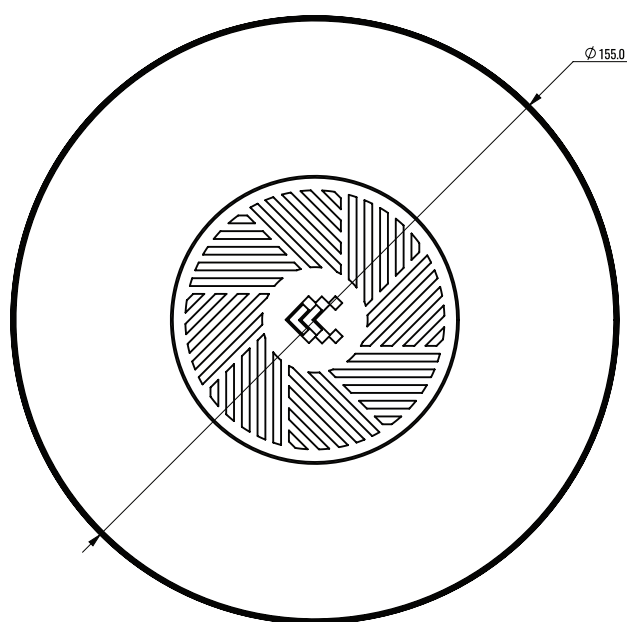
Dimensions for TAP100:

Device housing*: Ø 158 mm x 30 mm

Box: 355 mm x 175 mm x 60 mm

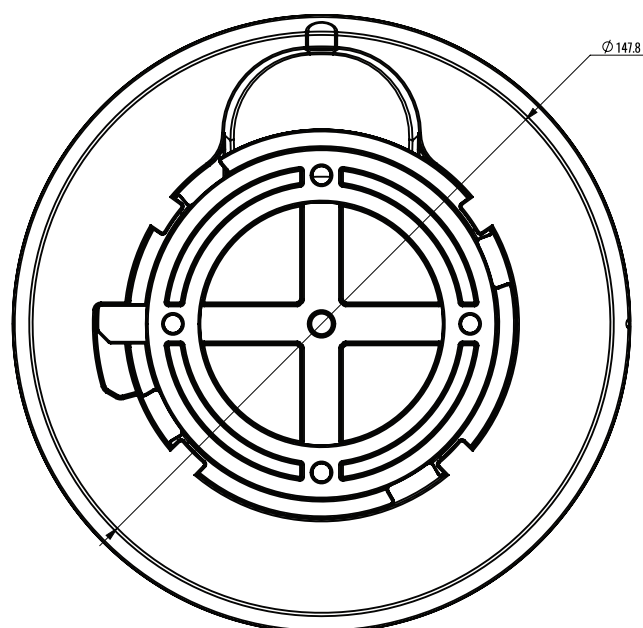
TOP VIEW

The figure below depicts the measurements of TAP100 and its components as seen from the top:



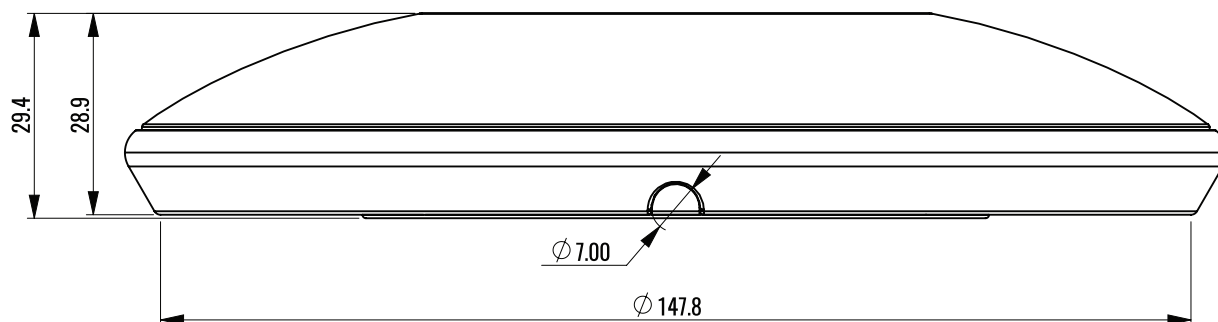
BOTTOM VIEW

The figure below depicts the measurements of TAP100 and its components as seen from the bottom side:



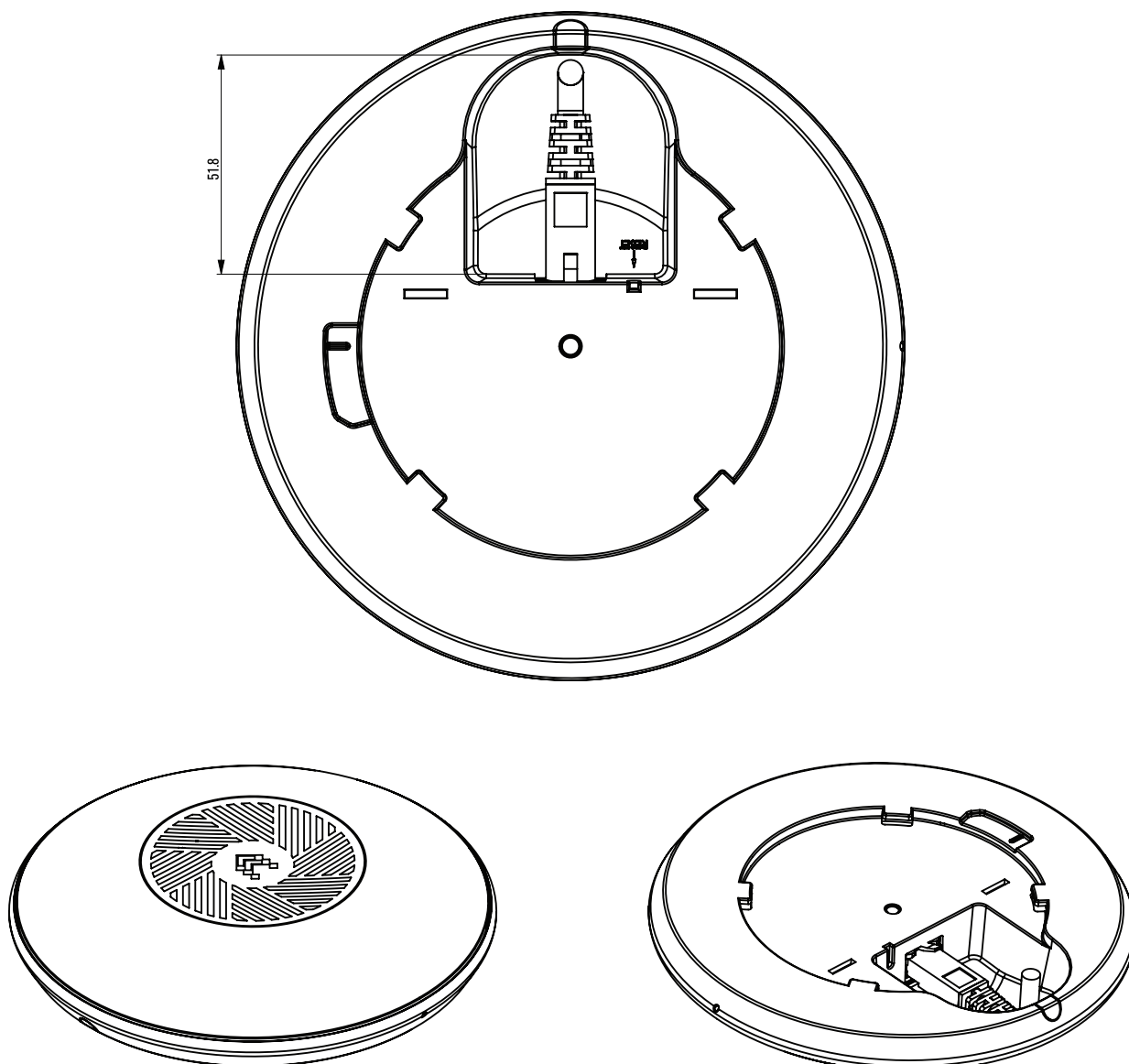
SIDE VIEW

The figure below depicts the measurements of TAP100 and its components as seen from the front panel side:



MOUNTING SPACE REQUIREMENTS

The figure below depicts an approximation of the device's dimensions when cables and antennas are attached:



Mouser Electronics

Authorized Distributor

Click to View Pricing, Inventory, Delivery & Lifecycle Information:

Teltonika:

[TAP100000000](#) [TAP100001000](#)