

Inductors for power circuits

Thin-film metal magnetic material

PLE series



PLEC69 type



FEATURES

- Thin-film power inductor based on the thin-film processing techniques and metallic magnetic materials.
- Despite its compact 1206 size (L 1.2 x W 0.6 x T 0.9 mm), it achieves high inductance of 10μH, excellent DC superposition characteristics, and low DC resistance.
- Thanks to the properties of the metallic magnetic material, it provides stable filtering performance even under high current and high temperature conditions (80°C).
- Its compact size and high inductance contribute to miniaturization of boost converter circuits.

APPLICATION

- Smart ring, vital signs monitor, smartwatch, IoT module, optical transceiver, camera module

PART NUMBER CONSTRUCTION

PLE	C69	BCA	-	100	M	-	1P	T	00
Series name	LxWxH dimensions 1.2x0.6x0.95 mm	Characteristic type		Inductance (μH)	Inductance tolerance		Number of lines	Packaging style	Internal code

CHARACTERISTICS SPECIFICATION TABLE

L		L Measuring frequency	DC resistance		Rated current*			Part No.	
(μH)	Tolerance	(MHz)	(mΩ)max.	(mΩ)typ.	Isat (A)max.	(A)typ.	Itemp (A)max.	(A)typ.	
10	±20%	1	1680	1400	0.2	0.25	0.35	0.4	PLEC69BCA100M-1PT00

* Rated current: smaller value of either Isat or Itemp.

Isat: When based on the inductance change rate (30% below the initial L value)

Itemp: When based on the temperature increase (temperature increase of 40°C by self heating)

Measurement equipment

Measurement item	Product No. *	Manufacturer
L	E4991	Keysight Technologies
DC resistance	4338A	Keysight Technologies
Rated current Isat	E4991+16200B	Keysight Technologies


* Equivalent measurement equipment may be used.

TEMPERATURE RANGE, INDIVIDUAL WEIGHT

Operating temperature range *	Storage temperature range **	Individual weight
-40 to +125 °C	-40 to +85 °C	4.2 mg

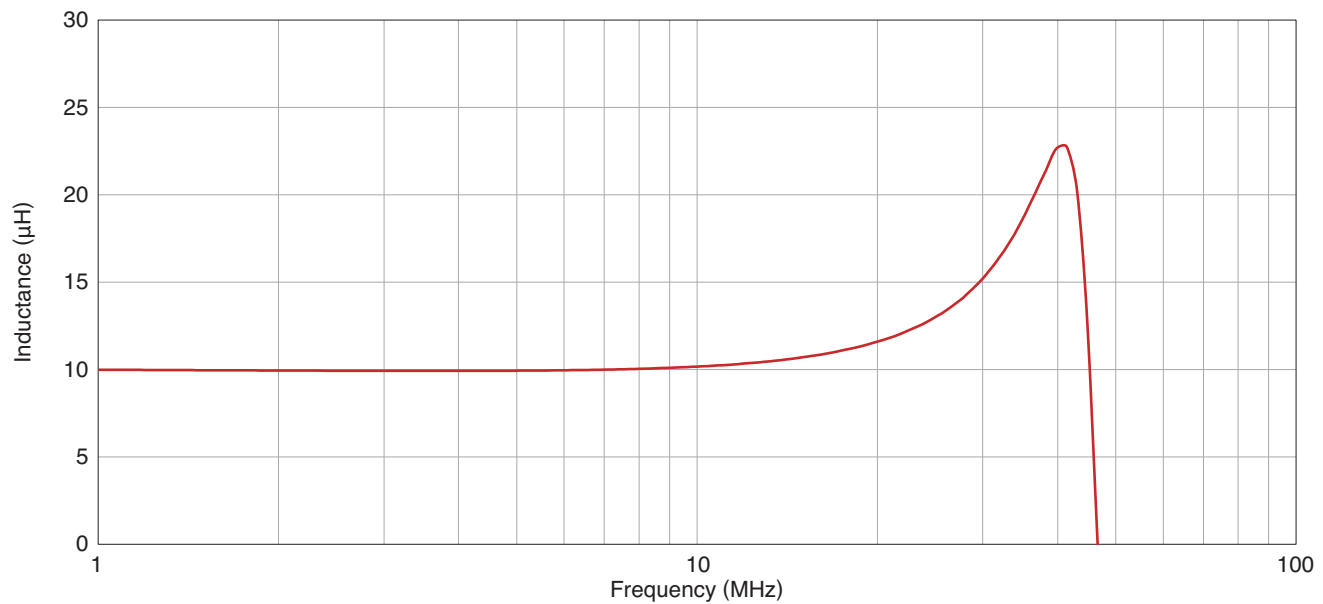
* Operating temperature range includes self-heating.

** The storage temperature range is for after the assembly.



PLEC69 type

L FREQUENCY CHARACTERISTICS

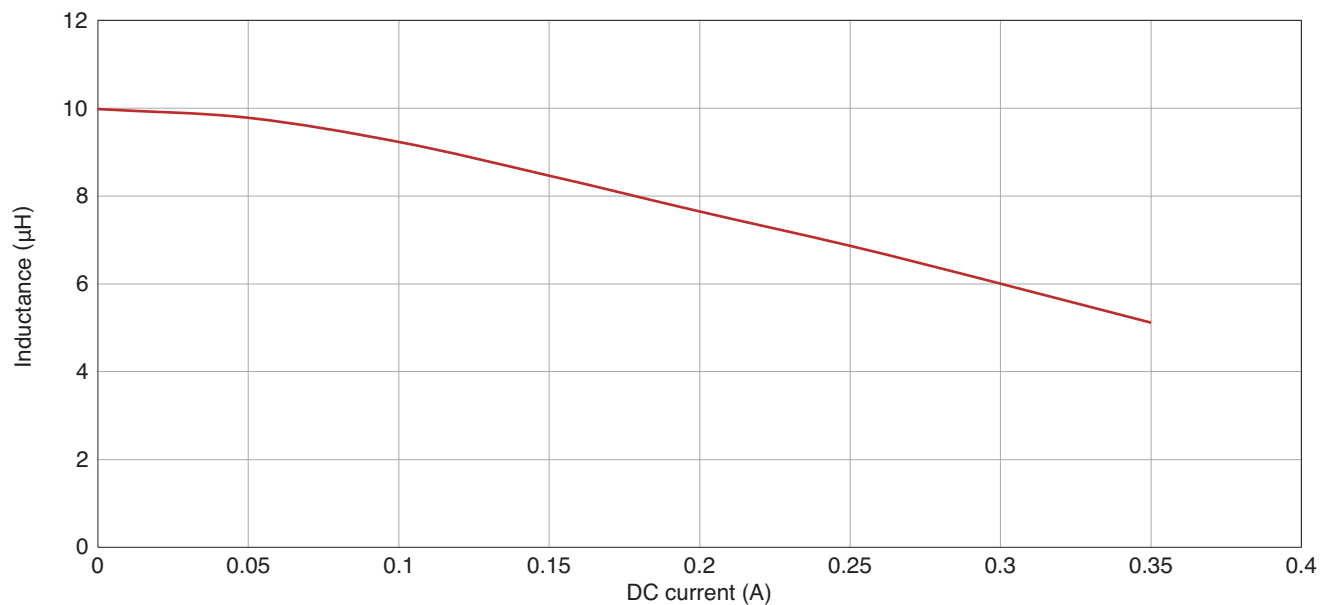


Measurement equipment

Product No. *	Manufacturer
E4991	Keysight Technologies

* Equivalent measurement equipment may be used.

INDUCTANCE VS. DC BIAS CHARACTERISTICS



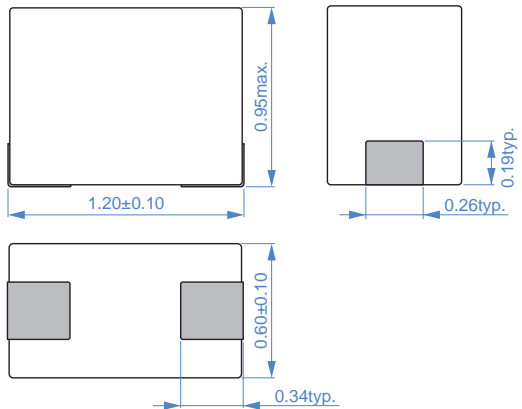
Measurement equipment

Product No. *	Manufacturer
E4991+16200B	Keysight Technologies

* Equivalent measurement equipment may be used.

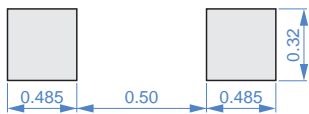
PLEC69 type

SHAPE & DIMENSIONS



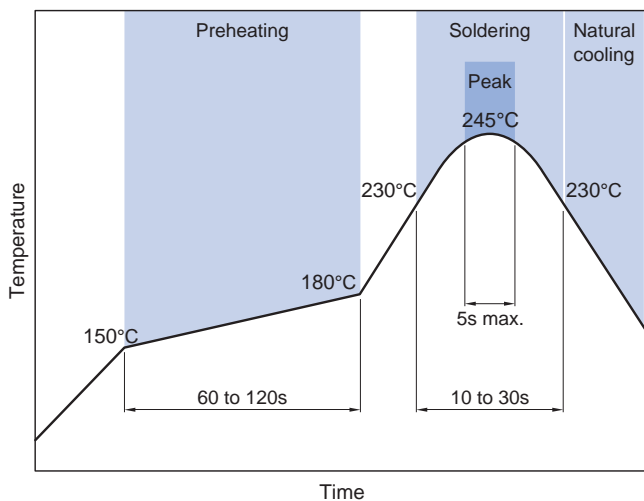
Dimensions in mm

RECOMMENDED LAND PATTERN



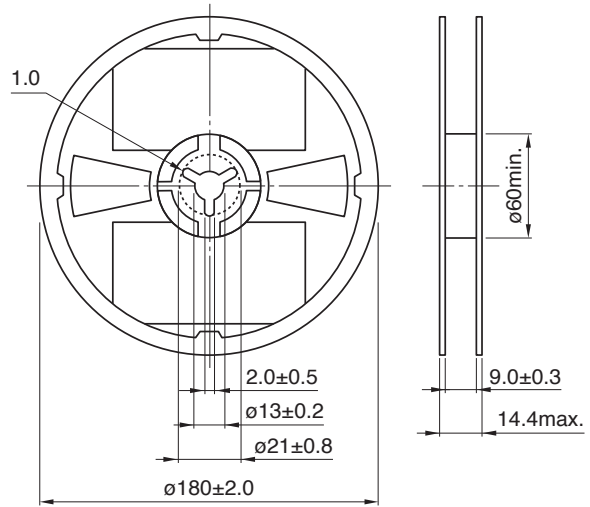
Dimensions in mm

RECOMMENDED REFLOW PROFILE



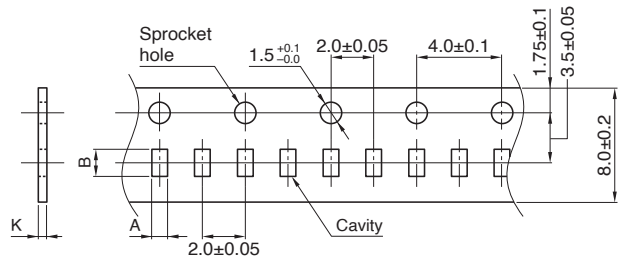
PACKAGING STYLE

REEL DIMENSIONS



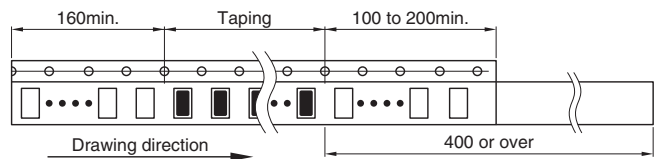
Dimensions in mm

TAPE DIMENSIONS



Dimensions in mm

Type	A	B	K
PLEC69	0.85	1.4	1.07



PACKAGE QUANTITY

Package quantity	5000 pcs/reel
------------------	---------------

REMINDERS FOR USING THESE PRODUCTS

Before using these products, be sure to request the delivery specifications.

SAFETY REMINDERS

Please pay sufficient attention to the warnings for safe designing when using this products

REMINDERS

- The storage period is within 6 months. Be sure to follow the storage conditions (temperature: 5 to 40°C, humidity: 20 to 75% RH or less).
If the storage period elapses, the soldering of the terminal electrodes may deteriorate.
- Do not use or store in locations where there are conditions such as gas corrosion (salt, acid, alkali, etc.).
- Soldering corrections after mounting should be within the range of the conditions determined in the specifications.
If overheated, a short circuit, performance deterioration, or lifespan shortening may occur.
- When embedding a printed circuit board where a chip is mounted to a set, be sure that residual stress is not given to the chip due to the overall distortion of the printed circuit board and partial distortion such as at screw tightening portions.
- Self heating (temperature increase) occurs when the power is turned ON, so the tolerance should be sufficient for the set thermal design.
- Carefully lay out the coil for the circuit board design of the non-magnetic shield type.
A malfunction may occur due to magnetic interference.
- Use a wrist band to discharge static electricity in your body through the grounding wire.
- Do not expose the products to magnets or magnetic fields.
- Do not use for a purpose outside of the contents regulated in the delivery specifications.
- The products listed on this catalog are intended for use in general electronic equipment (AV equipment, telecommunications equipment, home appliances, amusement equipment, computer equipment, personal equipment, office equipment, measurement equipment, industrial robots) under a normal operation and use condition.
The products are not designed or warranted to meet the requirements of the applications listed below, whose performance and/or quality require a more stringent level of safety or reliability, or whose failure, malfunction or trouble could cause serious damage to society, person or property.
If you intend to use the products in the applications listed below or if you have special requirements exceeding the range or conditions set forth in the each catalog, please contact us.

- (1) Aerospace/aviation equipment
- (2) Transportation equipment (cars, electric trains, ships, etc.)
- (3) Medical equipment
- (4) Power-generation control equipment
- (5) Atomic energy-related equipment
- (6) Seabed equipment

- (7) Transportation control equipment
- (8) Public information-processing equipment
- (9) Military equipment
- (10) Electric heating apparatus, burning equipment
- (11) Disaster prevention/crime prevention equipment
- (12) Safety equipment
- (13) Other applications that are not considered general-purpose applications

When designing your equipment even for general-purpose applications, you are kindly requested to take into consideration securing protection circuit/device or providing backup circuits in your equipment.

