

# VISHAY Power Resistors

## VISHAY/SFERNICE LPS SERIES 5% THICK FILM RESISTORS

### Features:

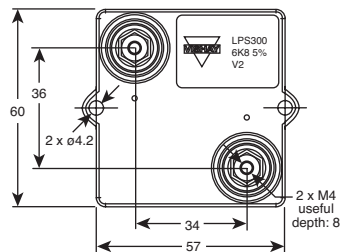
- Non-inductive
- Easy mounting
- Low thermal radiation of the case
- Resistive Element: Thick Film
- Wide resistance range: 0.3Ω 900kΩ E24 series

### Electrical Specifications:

- Temperature Coefficient: ±50ppm/°C
- Limiting Element Voltage: 5kV
- Operating Temperature Range: -55°C to +120°C
- Critical Resistance: 83.33kΩ



DIMENSIONS: mm



For quantities greater than listed, call for quote.

MOUSER STOCK NO.	Vishay Part No.	Value (Ω)	Price Each			
			1	5	25	100
<b>300 Watt</b>						
72-LPS0300H1R00JB	LPS0300H1R00JB	1	50.01	44.28	37.58	37.15
72-LPS0300H4R70JB	LPS0300H4R70JB	4.7	50.01	44.28	37.58	37.15
72-LPS0300H10R0JB	LPS0300H10R0JB	10	50.01	44.28	37.58	37.15
72-LPS0300H47R0JB	LPS0300H47R0JB	47	50.01	44.28	37.58	37.15
72-LPS0300H1000JB	LPS0300H1000JB	100	50.01	44.28	37.58	37.15
72-LPS0300H4700JB	LPS0300H4700JB	470	50.01	44.28	37.58	37.15
<b>600 Watt</b>						
72-LPS0600H1R00JB	LPS0600H1R00JB	1	74.09	65.60	57.06	55.03
72-LPS0600H4R70JB	LPS0600H4R70JB	4.7	74.09	65.60	57.06	55.03
72-LPS0600H10R0JB	LPS0600H10R0JB	10	74.09	65.60	57.06	55.03
72-LPS0600H47R0JB	LPS0600H47R0JB	47	74.09	65.60	57.06	55.03
72-LPS0600H1000JB	LPS0600H1000JB	100	74.09	65.60	57.06	55.03
72-LPS0600H4700JB	LPS0600H4700JB	470	74.09	65.60	57.06	55.03
<b>800 Watt</b>						
72-LPS0800H1R00JB	LPS0800H1R00JB	1	108.87	102.06	91.15	88.45
72-LPS0800H4R70JB	LPS0800H4R70JB	4.7	108.87	102.06	91.15	88.45
72-LPS0800H10R0JB	LPS0800H10R0JB	10	108.87	102.06	91.15	88.45
72-LPS0800H47R0JB	LPS0800H47R0JB	47	108.87	102.06	91.15	88.45
72-LPS0800H1000JB	LPS0800H1000JB	100	108.87	102.06	91.15	88.45
72-LPS0800H4700JB	LPS0800H4700JB	470	108.87	102.06	91.15	88.45
<b>1100 Watt</b>						
72-LPS1100H1R00JB	LPS1100H1R00JB	1	213.07	188.36	160.46	158.50
72-LPS1100H4R70JB	LPS1100H4R70JB	4.7	213.07	188.36	160.46	158.50
72-LPS1100H10R0JB	LPS1100H10R0JB	10	213.07	188.36	160.46	158.50
72-LPS1100H47R0JB	LPS1100H47R0JB	47	213.07	188.36	160.46	158.50
72-LPS1100H1000JB	LPS1100H1000JB	100	207.96	188.36	160.46	158.50
72-LPS1100H4700JB	LPS1100H4700JB	470	207.96	188.36	160.46	158.50

Power Resistors

Vishay

## VISHAY/SFERNICE D2TO SERIES 1% SMD THICK FILM POWER RESISTORS

### Features:


- AEC-Q200 qualified
- Non-inductive
- TO-263 package style
- Resistor isolated from metal tab
- Case Temperature: 20W at 25°C
- Solder reflow secure at 270°C/10s

### Specifications:

- Voltage: 250
- Operating Temperature Range: -55°C to 155°C



RoHS Compliant



For quantities greater than listed, call for quote.

MOUSER STOCK NO.	Vishay Part No.	Value (Ω)	Price Each			
			1	10	25	50
<b>Style O020 - 20 Watt</b>						
72-D2TO020CR0100FTE3	D2TO020CR0100FTE3	0.01	19.67	19.24	15.39	13.68
72-D2TO020CR0470FTE3	D2TO020CR0470FTE3	0.047	16.39	16.03	12.83	11.40
72-D2TO020CR0680FTE3	D2TO020CR0680FTE3	0.068	16.39	16.03	12.83	11.40
72-D2TO020CR1000FTE3	D2TO020CR1000FTE3	0.1	16.39	16.03	12.83	11.40
72-D2TO020CR4700FTE3	D2TO020CR4700FTE3	0.47	13.61	11.76	9.45	9.03
72-D2TO020C1R000FTE3	D2TO020C1R000FTE3	1	13.61	11.76	9.45	9.03
72-D2TO020C4R700FTE3	D2TO020C4R700FTE3	4.7	13.61	11.76	9.45	9.03
72-D2TO020C5R000FTE3	D2TO020C5R000FTE3	5	14.36	13.05	9.29	8.48
72-D2TO020C10R00FTE3	D2TO020C10R00FTE3	10	12.97	11.87	8.45	7.71
72-D2TO020C15R00FTE3	D2TO020C15R00FTE3	15	12.97	11.87	8.45	7.71
72-D2TO020C22R00FTE3	D2TO020C22R00FTE3	22	13.61	11.76	9.45	9.03
72-D2TO020C100R0FTE3	D2TO020C100R0FTE3	100	13.61	11.76	9.45	9.03
<b>Style O035 - 35 Watt</b>						
72-D2TO035CR1000FTE3	D2TO035CR1000FTE3	0.1	16.53	15.03	10.70	9.77
72-D2TO035C2R200FTE3	D2TO035C2R200FTE3	2.2	15.05	14.11	10.02	8.45
72-D2TO035C5R000FTE3	D2TO035C5R000FTE3	5	16.56	15.52	11.02	9.29
72-D2TO035C10R00FTE3	D2TO035C10R00FTE3	10	15.05	14.11	10.02	8.45
72-D2TO035C22R00FTE3	D2TO035C22R00FTE3	22	15.05	14.11	10.02	8.45
72-D2TO035C47R00FTE3	D2TO035C47R00FTE3	47	15.05	14.11	10.02	8.45

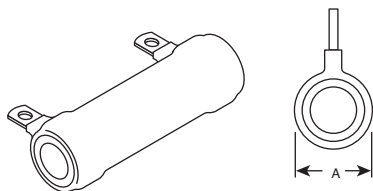
## VISHAY/DALE HL SERIES SILICONE 5% WIREWOUND RESISTORS

### Electrical Specifications:

- Resistance tolerance: ±5%
- Temperature coefficient: ±50PPM/°C, 1Ω to 9.9Ω ±30PPM/°C, 10Ω and above

### Material Specifications:

- Core: Steatite. Chemically inert, will withstand severe thermal shock and is impervious to moisture



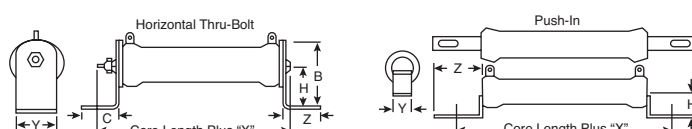
### DIMENSIONS: in.

Series	A (Max.)	Core Dimensions			Terminal Setback	Standard Terminal Designation
		Length ±1/16	O.D. ±1/32	ID ±1/32		
HL-25	11/16	2	9/16	5/16	- - -	06
HL-50	11/16	4	9/16	5/16	3/32	06
HL-100	29/32	6 1/2	3/4	1/2	1/8	06
HL-225	1 5/16	10 1/2	1 1/8	3/4	7/32	07

TABLE OF STOCKED VALUES					
1.0	15	150	750	10K	
2.0	20	200	1.0K	15K	
3.0	25	220	2.0K	20K	
4.0	30	250	2.5K	25K	
5.0	50	300	3.0K	50K	
7.5	75	400	5.0K	100	
10	100	500	7.5K	150K	

MOUSER STOCK NO.	Range of Values (Ω)	Price Each				
		1	10	25	50	100+
<b>HL25, 25 Watts</b>						
71-HL25-06Z-Value	1.0-5.0K	2.37	2.15	1.93	1.91	Call for Quote
71-HL25-06Z-Value	7.5K-10K	2.75	2.50	2.25	2.14	
71-HL25-06Z-Value	15K-25K	3.74	3.40	3.06	2.85	
71-HL25-06Z-Value	50K-100K	6.38	5.80	5.22	4.89	
<b>HL50, 50 Watts</b>						
71-HL50-06Z-Value	1.0-1.0K	3.74	3.40	3.38	2.89	Call for Quote
71-HL50-06Z-Value	2.0K-15K	3.77	3.42	3.08	2.88	
71-HL50-06Z-Value	20K-25K	4.02	3.65	3.28	3.16	
71-HL50-06Z-Value	50K-100K	5.60	4.70	4.23	3.99	
<b>HL100, 100 Watts</b>						
71-HL100-06Z-Value	1.0-1.0K	7.15	6.50	5.85	5.50	Call for Quote
71-HL100-06Z-Value	2.0K-25K	7.48	6.80	6.12	5.80	
71-HL100-06Z-Value	50K	8.20	7.45	6.70	6.37	
71-HL100-06Z-Value	100K	9.51	8.59	7.84	7.45	
<b>HL225, 225 Watts</b>						
71-HL225-07Z-Value	1.0-50K	12.90	11.72	10.55	10.00	Call
71-HL225-07Z-Value	100K-150K	18.04	16.30	14.87	14.13	

## VISHAY/DALE HL SERIES MOUNTING BRACKETS



RoHS Compliant

### Horizontal Thru-Bolt

Bracket Type	DIMENSIONS: in. (mm)				
	X	H	Y	Z	Mounting Slot
101	1.063 (26.99)	0.500 (12.70)	0.859 (21.83)	1.000 (25.40)	0.219 x 0.438 (5.56 x 11.11)
	1.063 (26.99)	0.750 (19.05)	0.859 (21.83)	1.250 (31.75)	0.219 x 0.438 (5.56 x 11.11)
103	1.063 (26.99)	1.250 (31.75)	1.000 (25.40)	1.500 (38.10)	0.281 x 0.563 (7.14 x 14.29)
	1.063 (26.99)	1.000 (25.40)	1.000 (25.40)	1.500 (38.10)	0.281 x 0.563 (7.14 x 14.29)

### Push-In

Bracket Type	DIMENSIONS: in. (mm)				
	X	H	Y	Z	Hole (DIA)
203E29	0.625 (15.88)	0.672 (17.07)	0.250 (6.35)	0.469 (11.91)	0.161 (4.09)
	0.813 (20.64)	1.391 (35.32)	0.500 (12.70)	0.688 (17.46)	0.196 x 0.260 (4.98 x 6.60)
206E29	0.719 (18.26)	0.969 (24.61)	0.375 (9.53)	0.625 (15.88)	0.196 x 0.260 (4.98 x 6.60)
	0.719 (18.26)	0.969 (24.61)	0.375 (9.53)	0.625 (15.88)	0.196 x 0.260 (4.98 x 6.60)

MOUSER STOCK NO.	Mounting Hardware for	Price Each			
		1	10	20	50
<b>Horizontal Thru-Bolt Bracket</b>					
71-BRACKET101025E29	25 Watt	1.59	1.29	1.01	.97
71-BRACKET101050E29	50 Watt	2.30	2.12	2.07	1.84
71-BRACKET102100E29	100 Watt	2.69	2.18	1.72	1.64
71-BRACKET103225E29	225 Watt	4.86	3.92	3.13	2.88
<b>Push-In Bracket</b>					
71-BRACKET203E29	25/50 Watt	.48	.39	.31	.29
71-BRACKET206E29	100 Watt	.66	.53	.42	.39
71-BRACKET205E29	225 Watt	.68	.58	.47	.42