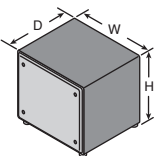


BUD Utility, Aluminum, and NEMA Enclosures



BUD CONTOURED UTILITY CABINETS

20 gauge steel. Louvered rear panel. Rubber feet furnished. Removable flanged panels have rounded corners and edges to preserve the contoured styling of the highly versatile cabinet. Gray Textured body with White Textured panels.



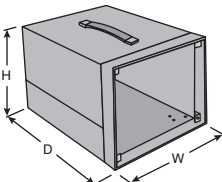
For quantities greater than listed, call for quote.

MOUSER STOCK NO.	Bud Part No.	Dimensions: in.			Price Each			
		D	W	H	1	5	10	25
563-CU-465	CU-465-GT	5.75	6.25	4.25	85.14	70.95	68.80	64.50
563-CU-585	CU-585-GT	5.75	8.25	5.25	81.79	73.61	65.44	62.00
563-CU-587	CU-587-GT	7.75	8.25	5.25	70.10	58.49	52.63	46.77
563-CU-7125	CU-7125-GT	5.75	12.25	7.25	117.00	108.00	96.00	87.00
563-CU-7127	CU-7127-GT	7.75	12.25	7.25	111.27	98.50	92.27	85.99

BUD SHOWCASE

Design Features:

Top, sides, and bottom, .05" aluminum; front panel, .09"; rear panel, .05". Extruded aluminum frame. Side gussets provide added strength. Strong, flexible handle is recessed and secured firmly into top for safe handling. Carrying handle limited to 25# load capacity. Ventilation slots under handle.



Bonus Features:

Use with chassis or PC boards Front panel and chassis may be loaded from front or rear. Comes with front and rear panels and bail.

There are two colors available, replace the () in the part number with:

BT for **Black Textured** with White Frame or **BB** for **Royal Blue Textured** with White Frame

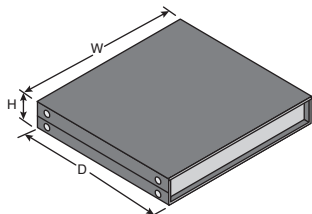
For quantities greater than listed, call for quote.

MOUSER STOCK NO.	Bud Part No.	Dimensions: in.			Price Each			
		D	W	H	1	2	5	10
563-BB-1800-__	BB-1800-__	11.00	5.50	6.43	176.81	159.13	141.46	137.67
563-BB-1801-__	BB-1801-__	11.00	8.31	6.43	184.51	166.03	147.62	143.65
563-BB-1803-__	BB-1803-__	11.00	8.31	8.18	190.99	171.87	152.81	148.65
563-BB-1804-__	BB-1804-__	11.00	11.06	8.18	208.37	187.53	166.67	162.17
563-BB-1807-__	BB-1807-__	15.00	8.31	9.93	215.29	193.75	172.21	167.57
563-BB-1808-__	BB-1808-__	11.00	11.06	9.93	209.42	188.45	167.55	162.96
563-BB-1809-__	BB-1809-__	15.00	11.06	9.93	222.10	199.87	177.69	172.90

BUD SLIMCAB

Design Features:

Cover: .050" aluminum, panels: .120" "Surface Shield" aluminum. Sides vented for cooling. Five sizes available, all 1U (1.75") high. Suitable for desktop or 19" rack mount use with optional brackets.



There are two colors available, replace the () in the part number with:

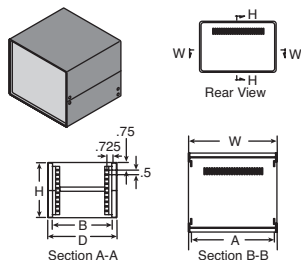
S for **Sand Textured** with White Frame or **B** for **Smooth Black** with White Frame

For quantities greater than listed, call for quote.

MOUSER STOCK NO.	Bud Part No.	Dimensions: in.			Price Each			
		D	W	H	1	5	10	25
563-CS-11221-__	CS-11221-__	8.00	8.50	1.75	84.30	70.37	63.35	56.32
563-CS-11223-S	CS-11223-S	16.00	8.50	1.75	72.29	68.75	65.38	62.18
563-CS-11225-__	CS-11225-__	8.00	17.00	1.75	110.40	92.12	82.89	73.72
563-CS-11227-__	CS-11227-__	16.00	17.00	1.75	149.40	124.66	112.20	99.75
Bracket								
563-CS-11230-B	CS-11230-__	--	--	--	22.20	18.52	16.68	14.84

BUD CHAMPION SERIES

- Top, bottom, front, and rear panels, .050" aluminum
- Ventilation slots in bottom and rear panel
- Easily assembled with eight self-threading screws
- No screws on front or rear panels
- Designed to allow for maximum interior space
- Removable top and bottom for easy access to components
- Four self-adhesive rubber feet provided



DIMENSIONS: IN.

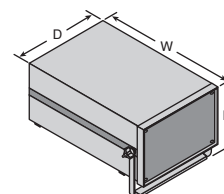
For quantities greater than listed, call for quote.

MOUSER STOCK NO.	Bud Part No.	Out. Dimensions: in.			Inside Dim.: in.		Price Each	
		D	W	H	A	B	1	5
563-CS-11202-BT	CS-11202-BT	6.00	6.00	4.00	5.38	5.13	74.90	62.50
563-CS-11206-BT	CS-11206-BT	8.00	12.00	4.00	11.38	7.13	97.20	81.00
563-CS-11208-BT	CS-11208-BT	8.00	9.00	6.00	8.38	7.13	103.20	86.00
563-CS-11210-BT	CS-11210-BT	8.00	12.00	6.00	11.38	7.13	105.21	87.77
563-CS-11212-BT	CS-11212-BT	10.00	12.00	6.00	11.38	9.13	113.00	94.27
563-CS-11214-BT	CS-11214-BT	8.00	9.00	8.00	8.38	7.13	110.10	91.87
563-CS-11216-BT	CS-11216-BT	10.00	12.00	8.00	11.38	9.13	123.80	103.29

BUD TR SERIES SMALL CABINET

Top and bottom, .05" aluminum; front panel, .09" aluminum. Extruded aluminum frame. Corner gussets for added support. Carrying handle may be used as tilting bail. Front panel, self-adhesive rubber feet and handle/bail included.

Since chassis is reversible, two configurations are possible with one unit. Top and bottom easily removed for access to dust-free interior. Will accommodate an accessory chassis or .06" thick P.C. boards.



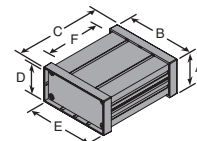
For quantities greater than listed, call for quote.

MOUSER STOCK NO.	Bud Part No.	Dimensions: in.			Panel Space (in.)	Price Each
		D	W	H		
563-TR-6102	TR-6102	13.25	11.06	7.00	6.75 x 10.82	267.85

BUD EXTRUDED ALUMINUM BOXES

Features:

- One piece extruded aluminum housing
- Individual aluminum end panels
- ABS plastic panel bezels
- Internal PCB card guides
- Silver Housing Finish with Black Plastic Bezels

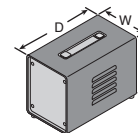


For quantities greater than listed, call for quote.

MOUSER STOCK NO.	Bud Part No.	Dimensions: in.						Price Each			
		A	B	C	D	E	F	1	5	10	25
563-EX-4500	EX-4500	1.57	3.14	3.81	1.14	2.47	3.00	15.70	13.10	11.78	10.50
563-EX-4501	EX-4501	1.57	3.14	5.38	1.14	2.47	4.56	20.00	16.67	15.03	13.32
563-EX-4502	EX-4502	1.57	3.14	6.96	1.14	2.47	6.14	24.20	20.15	18.15	16.09
563-EX-4521	EX-4521	3.18	6.14	5.38	2.80	5.35	4.56	30.30	25.23	24.45	23.70
563-EX-4522	EX-4522	3.18	6.14	6.96	2.80	5.35	6.14	37.00	30.81	27.71	24.62
563-EX-4523	EX-4523	3.18	6.14	9.32	2.80	5.35	8.50	46.60	38.85	37.58	36.41
563-EX-4541	EX-4541	3.82	3.82	5.38	3.42	3.13	4.56	24.90	20.76	18.70	16.63
563-EX-4542	EX-4542	3.82	3.82	6.96	3.42	3.13	6.14	30.90	25.75	23.20	20.59
563-EX-4543	EX-4543	3.82	3.82	9.32	3.42	3.13	8.50	38.20	31.83	28.67	25.46

BUD PORTACABS

.050" aluminum. Front panel recessed 1/2" and fits contour of cabinet. Louvered sides. Welded back has opening. Four plastic feet furnished. Designed for bench or portable use. Light weight, yet strong. Reinforced flexible metal handle recessed to permit stacking. Finish: Metallic Gray.

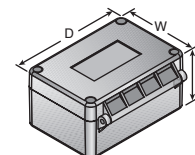


For quantities greater than listed, call for quote.

MOUSER STOCK NO.	Bud Part No.	Dimensions: in.			Rec. Bud Chassis	Panel Space: in.	Rear Opening: in.	Price Each	
		D	W	H				1	5
563-WA-1540	WA-1540	8.00	6.13	8.00	563-AC-402	5.92 x 7.80	2.00 x 4.50	89.85	85.35
563-WA-1541	WA-1541	12.00	8.13	9.00	563-AC-407	7.92 x 8.80	2.00 x 6.50	124.15	117.95
563-WA-1542	WA-1542	8.00	10.13	8.00	563-AC-406	9.92 x 7.80	2.00 x 8.50	105.70	100.43
563-WA-1543	WA-1543	18.00	11.13	11.00	563-AC-416	10.92 x 10.8	2.00 x 9.50	169.35	160.88

BUD NEMA 4X SEALED DIE-CAST ALUMINUM ENCLOSURES WITH HINGED COVER

Hinged cover allows for easy access without risk of damage to cover. External mounting brackets allow the box to be mounted on a wall or panel without having to remove the cover, exposing internal components to the environment. Rugged aluminum alloy die cast box with NEMA 4X and IP65 ratings. Available in Black Powder Coat Finish. Gasketed covers attach with M4 stainless steel screws. Easily machined and modified to your particular requirements.



For quantities greater than listed, call for quote.

MOUSER STOCK NO.	Bud Part No.	Dimensions: in.			Price Each			
		D	W	H	1	5	10	25
563-AN-2900	AN-2900	3.95	3.04	1.98	39.63	36.36	33.08	31.40
563-AN-2901	AN-2901	4.54	3.92	2.23	38.30	31.92	31.31	30.01