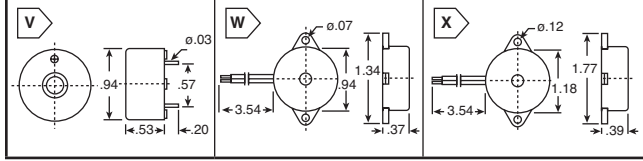
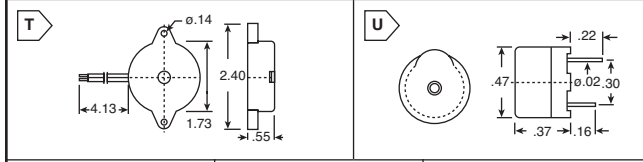
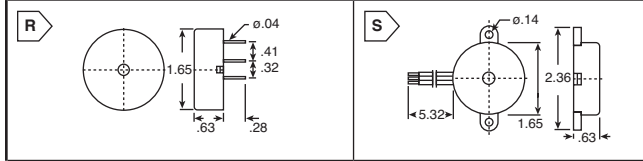
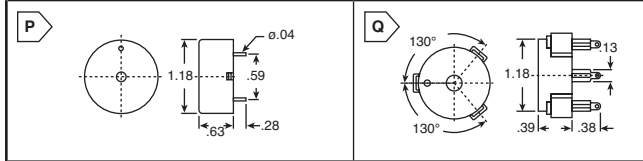
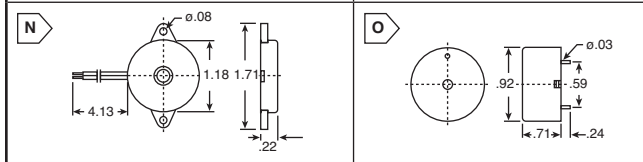
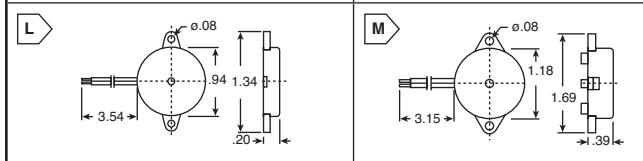
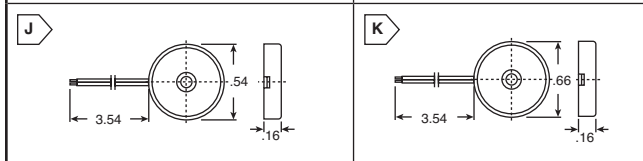
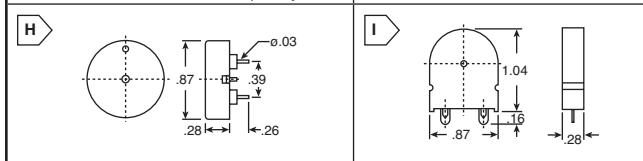
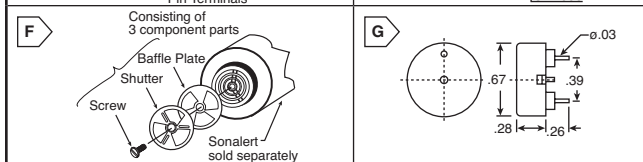
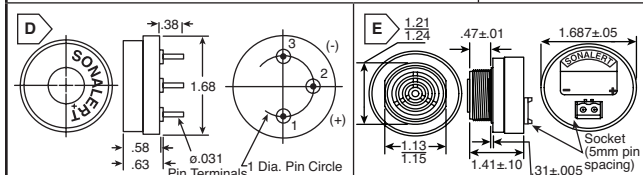
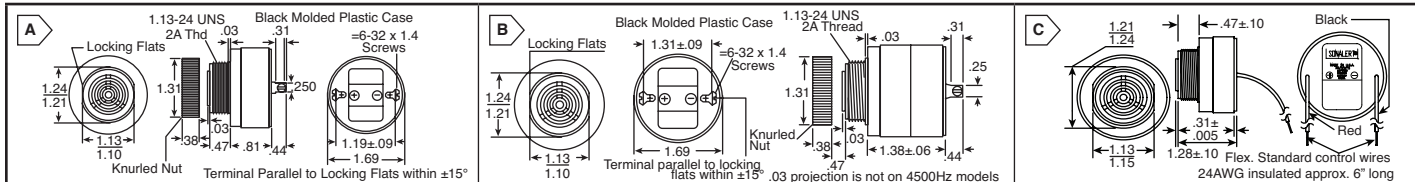


MALLORY Audible Alarms, Buzzers and Transducers



MALLORY SONALERT® CONTINUOUS TONES

• Medium loudness † AC/DC Non-Polar, All others DC only

DIMENSIONS: (in.)

NEW PRODUCT

MOUSER STOCK NO.	Fig.	Mounting Method	Freq. (Hz)	Operating Voltage (±50)		Sound Pressure (dB (A) @ 2ft.)		Typical Operating Current (mA)		Price Each		
				Min.	Max.	@ VMin.	@ VMax.	@ Min.V	@ Max.V	1	25	50
* 539-SC105R	A	Panel	2900	1	5	60	75	3	16	16.14	14.52	13.72
* 539-SC110DR	B	Panel	1900	†30	†120	60	75	6	21	35.83	32.25	30.46
* 539-SC110HR	B	Panel	4500	†30	†120	68	80	6	20	42.15	39.14	35.26
* 539-SC110NR	B	Panel	2900	†30	†120	80	95	8	28	42.21	37.99	35.88
* 539-SC110R	B	Panel	2900	†30	†120	68	80	6	21	31.67	28.50	26.92
* 539-SC250DR	B	Panel	1900	†60	†250	60	72	5	16	41.87	38.88	35.02
* 539-SC250R	B	Panel	2900	†60	†250	68	80	5	18	26.91	26.29	25.78
* 539-SC307NR	A	Panel	2900	3	7	80	90	3	8	22.62	20.37	19.24
* 539-SC416R	A	Panel	2900	4	16	68	80	4	14	25.51	22.06	19.61
* 539-SNP428R	B	Snap in	2900	†4	†28	64	78	3	18	13.54	13.17	12.44
* 539-SC616NR	B	Panel	2900	†6	†16	80	95	4	16	18.53	17.02	16.07
* 539-SC628ADR	C	Panel	2900	60	16	80	95	6	22	35.33	31.80	28.26
* 539-SC628ANR	A	Panel	1900	6	28	60	75	4	15	37.35	33.62	31.69
* 539-SC628ANR	D	Panel	2900	6	28	80	95	8	28	35.87	34.07	32.28
* 539-SC628APR	B	Panel	2900	†6	†28	68	80	2	10	36.43	32.75	32.59
* 539-SC628AR	B	Panel	2900	†6	†28	68	80	6	23	27.81	24.72	23.89
* 539-SC628DR	A	Panel	1900	6	28	60	75	6	23	18.53	16.68	15.75
* 539-SC628M	A	Panel	2900	6	28	70	85	4	16	60.41	54.37	48.33
* 539-SC628MN	A	Panel	2900	6	28	80	90	4	16	43.10	42.19	41.49
* 539-SC628NR	A	Panel	2900	6	28	80	90	3	14	17.65	15.89	15.01
* 539-SC648ANR	B	Panel	2900	†10	†48	91	104	4	26	35.97	32.37	30.58
* 539-SC648AR	B	Panel	2900	†10	†48	68	80	4	16	28.54	27.93	27.47
* 539-SC628R	A	Panel	2900	6	28	68	80	3	18	14.97	13.38	12.23
* 539-SC648R	A	Panel	2900	10	48	68	80	4	18	21.77	20.68	19.59
* 539-SC110ER	B	Panel	1900	†30	†120	50/63	65/78	4	10	37.76	34.61	31.16
* 539-SC250ER	B	Panel	1900	†60	†250	55/65	65/78	5	16	65.51	58.96	52.41
* 539-SC628ER	A	Panel	1900	6	28	55/65	65/75	3	11	18.63	18.14	17.94
* 539-SC628FR	A	Panel	2900	6	28	55/68	70/80	2	4	19.60	19.10	18.67
* 539-SC628HR	B	Panel	4500	6	28	78	89	6	23	21.23	19.07	17.43
* 539-SC628NDR	A	Panel	2000	6	28	75	95	3	15	35.42	31.80	28.34
* 539-SC628NLR	C	Panel	2900	6	28	80	90	4	16	30.00	27.00	24.00
* 539-SC628AR	B	Panel	4500	6	28	68	80	4	16	31.23	30.80	30.10
* 539-SCE016XD3CTB	E	Panel	2900	6	16	95	105	-	40	51.85	46.67	41.48
* 539-SCE028LA3CTB	E	Panel	2900	†16	†28	85	95	-	20	88.73	79.86	70.99
* 539-SCE028LD3CTB	E	Panel	2900	16	28	85	95	-	40	23.88	22.68	21.49
* 539-SCE028MD3CTB	E	Panel	2900	16	28	75	85	-	40	41.86	37.67	33.49
* 539-SCE120MA3CTB	E	Panel	2900	†48	†120	75	85	-	20	82.35	74.11	65.88

Chime

* 539-SCE028MD3CM1B	E	Panel	2900	16	28	75	85	-	40	86.74	78.06	69.39
---------------------	---	-------	------	----	----	----	----	---	----	-------	-------	-------

Double Tone

* 539-SCE028XD3MG5B	E	Panel	3	16	28	85	105	-	40	117.08	105.37	93.66
---------------------	---	-------	---	----	----	----	-----	---	----	--------	--------	-------

Fast Double Beep

* 539-SC120XA3DP2B	E	Panel	2900	48	120	95	105	-	40	119.29	107.36	95.43
--------------------	---	-------	------	----	-----	----	-----	---	----	--------	--------	-------

MALLORY VOLUME CONTROL

• Manual • Produces approximately -10dB to -15dB attenuation For quantities greater than listed, call for quote.

MOUSER STOCK NO.	Fig.	Material	Description	Price Each		
539-SCVC	F	Black plastic	For SC series only	1	25	50
				1.28	1.15	1.02

MALLORY MOUNTED PIEZO TRANSDUCERS

• No Circuitry For quantities greater than listed, call for quote.

MOUSER STOCK NO.	Fig.	No. of Pins / Leads	Resonant Frequency (±500 Hz)	Operating Voltage (max.)	Current (max.) mA	Sound Pressure (dB (min.))	Price Each		
External Drive, No Feedback									
539-PT-1540PQ	G	2 pins	4000	25Vp-p	1.5	85	1.21	1.03	.941
539-PT2040PQ	H	2 pins	4000	30Vp-p	1.5	90	1.08	.93	.85
539-PT2020PQ	I	2 pins	2000	30Vp-p	1.5	80	1.48	1.33	1.22
539-PT-1250WQ	J	2 wires	4800	30Vp-p	1.5	80	1.78	1.52	1.49
539-PT1550WQ	K	2 wires	5000	25Vp-p	1.5	80	1.80	1.50	1.34
539-PT2060WQ	L	2 wires	6000	30Vp-p	1.5	90	1.32	1.22	1.10
539-PT2725WQ	M	2 wires	2500	30Vp-p	1.5	90	1.50	1.35	1.20
539-PT2745WQ	N	2 wires	4500	30Vp-p	1.5	90	1.92	1.76	1.63
539-PT2130PQ	O	2 pins	3000	30Vp-p	5.0	90	2.05	1.60	1.52
539-PT2726PQ	P	2 pins	2500	30Vp-p	1.5	90	2.10	1.56	1.49
Self Drive with Feedback									
539-PT-2735FFPQ	Q	3 pins	3500	3-28VDC	10	88	2.14	1.85	1.66
539-PT3529FFPQ	R	3 pins	2900	3-28VDC	8	90	3.31	2.76	2.48
539-PT2038FFWQ	K	3 wires	3800	3-28VDC	8	85	1.83	1.59	1.47
539-PT3529FFWQ	S	3 wires	2900	3-28VDC	8	90	2.33	1.99	1.96
Telephone Ringer									
539-PT4175WQ	T	2 wires	750	40Vp-p	1.5	87	3.36	2.80	2.52

MALLORY ELECTRO-MAGNETIC INDICATORS

• With Circuitry For quantities greater than listed, call for quote.

MOUSER STOCK NO.	Fig.	Rated Volt. (V)	Resonant Frequency (Hz)	Operating Voltage (V)	Current (max.) mA	Sound Pressure (dB (min.))	Price Each		
Small Size									
539-PB-12N23P-01Q	U	1	2300	1.25-2.5	25	80	2.99	2.89	2.71
539-PB12N23P05Q	U	5	2300	4.5-5.5	50	85	2.62	2.31	2.11
539-PB-12N23P-12Q	U	12	2300	9.0-15	50	85	2.70	2.38	2.25
539-PB12N32MP05AQ	V	5	3200	3-7	50	85	4.05	3.77	3.66
539-PK26N04P06AQ	W	6	450	4-8	40	95	10.29	8.75	7.35
539-PK26N04P12AQ	X	12	400	8-14	45	95	7.22	5.78	5.66