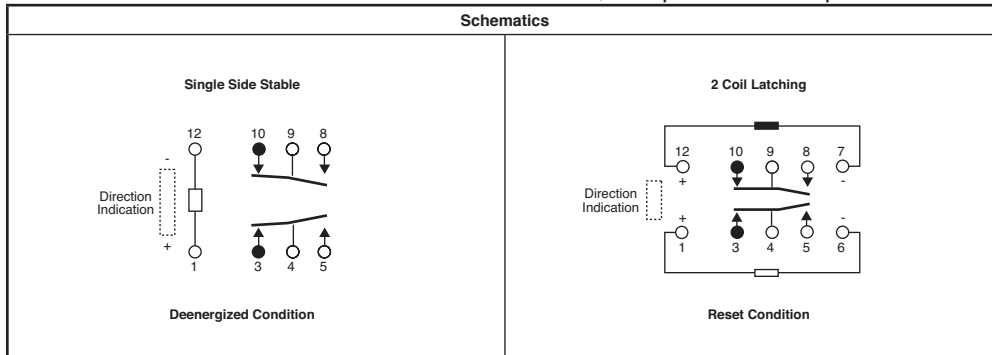


PANASONIC Signal Relays



This product is RoHS compliant.

Panasonic



Panasonic automotive relays offer a sealed construction, ideal for harsh environments where resistance to moisture and contamination is essential. In addition to standard automotive applications, they are used extensively in construction and agricultural vehicles, as well as recreational vehicles and commercial landscaping equipment. Panasonic offers a full range of automotive relays.

TX SERIES

- 2,000V breakdown voltage between contact and coil
- Outstanding surge resistance
- Outstanding vibration and shock resistance
- Nominal operating power: High sensitivity of 140mW
- The use of gold-clad twin crossbar contacts ensures high contact reliability
- Sealed construction allows automatic washing


- A range of surface-mount types is also available:
 - SA:** Low-profile surface-mount terminal type
 - SL:** High connection reliability surface mount terminal type
 - SS:** Space saving surface mount terminal type




RoHS Compliant

DIMENSIONS: mm (in.)

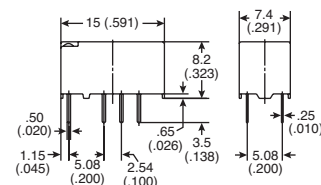
A



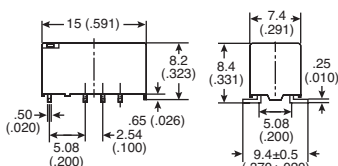
B



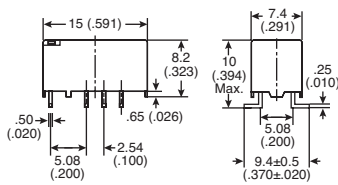
1



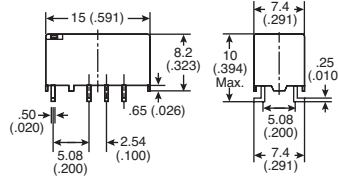
2



3



4



For quantities greater than listed, call for quote.										
MOUSER STOCK NO.	Datel Part No.	Fig.	Current Rating (A)	Voltage (VDC)	Contact Arrangement	Mounting Type	Price Each			
							1	25	50	100
PC Board Type										
769-TX2-12V	TX2-12V	A1	2	12	2 Form C	PCB	3.24	3.14	2.92	2.43
769-TX2-24V	TX2-24V	A1	2	24	2 Form C	PCB	4.14	3.95	3.43	2.98
769-TX2-3V	TX2-3V	A1	2	3	2 Form C	PCB	3.64	3.35	2.98	2.53
769-TX2-4.5V	TX2-4.5V	A1	2	4.5	2 Form C	PCB	3.33	3.06	2.72	2.53
769-TX2-48V	TX2-48V	A1	2	48	2 Form C	PCB	5.62	5.16	4.60	3.91
769-TX2-5V	TX2-5V	A1	2	5	2 Form C	PCB	3.36	2.98	2.84	2.53
769-TX2-9V	TX2-9V	A1	2	9	2 Form C	PCB	3.33	3.06	2.72	2.31
* 769-TX2-L2-12V	TX2-L2-12V	A1	2	12	2 Form C	PCB	3.67	3.47	3.24	2.90
* 769-TX2-L2-24V	TX2-L2-24V	A1	2	24	2 Form C	PCB	5.11	4.68	4.18	3.54
* 769-TX2-L2-4.5V	TX2-L2-4.5V	A1	2	4.5	2 Form C	PCB	4.19	3.84	3.42	2.90
* 769-TX2-L2-5V	TX2-L2-5V	A1	2	5	2 Form C	PCB	3.30	3.20	3.10	2.90
* 769-TX2-L2-9V	TX2-L2-9V	A1	2	9	2 Form C	PCB	4.57	4.18	3.74	3.17
769-TX2-L-3V	TX2-L-3V	A1	2	3	2 Form C	PCB	3.94	3.62	3.22	2.73
769-TX2-L-4.5V	TX2-L-4.5V	A1	2	4.5	2 Form C	PCB	4.30	3.94	3.52	2.99
769-TX2-L-5V	TX2-L-5V	A1	2	5	2 Form C	PCB	3.94	3.53	3.14	2.73
769-TXD2-12V	TXD2-12V	A1	2	12	2 Form C	PCB	4.28	3.92	3.19	3.03
769-TXD2-24V	TXD2-24V	A1	2	24	2 Form C	PCB	5.33	4.88	3.96	3.65
769-TXD2-5V	TXD2-5V	A1	2	5	2 Form C	PCB	4.50	4.31	3.84	3.25
769-TXS2-12V	TXS2-12V	A1	1	12	2 Form C	PCB	3.67	3.47	3.29	2.88
769-TXS2-24V	TXS2-24V	A1	1	24	2 Form C	PCB	4.32	4.08	3.87	3.62
769-TXS2-3V	TXS2-3V	A1	1	3	2 Form C	PCB	4.58	4.19	3.65	3.17
769-TXS2-4.5V	TXS2-4.5V	A1	1	4.5	2 Form C	PCB	4.07	3.74	3.65	3.04
769-TXS2-9V	TXS2-9V	A1	1	9	2 Form C	PCB	4.21	3.87	3.43	3.17
* 769-TXS2-L2-12V	TXS2-L2-12V	A1	1	12	2 Form C	PCB	5.38	4.94	4.37	3.69
* 769-TXS2-L2-4.5V	TXS2-L2-4.5V	A1	1	4.5	2 Form C	PCB	5.38	4.94	4.29	3.73
SA SMD Type										
769-TX2SA-12V	TX2SA-12V	B2	2	12	2 Form C	SMD	3.74	3.44	3.06	2.60
769-TX2SA-24V	TX2SA-24V	B2	2	24	2 Form C	SMD	4.11	3.77	3.35	3.09
769-TX2SA-3V	TX2SA-3V	B2	2	3	2 Form C	SMD	3.74	3.44	3.06	2.60
769-TX2SA-4.5V	TX2SA-4.5V	B2	2	4.5	2 Form C	SMD	3.74	3.44	3.06	2.60
769-TX2SA-5V	TX2SA-5V	B2	2	5	2 Form C	SMD	3.30	3.15	2.73	2.38
769-TX2SA-9V	TX2SA-9V	B2	2	9	2 Form C	SMD	3.74	3.43	3.06	2.60
* 769-TX2SA-L2-12V	TX2SA-L2-12V	B2	2	12	2 Form C	SMD	4.59	4.21	3.75	3.25
* 769-TX2SA-L2-3V	TX2SA-L2-3V	B2	2	3	2 Form C	SMD	4.29	3.93	3.50	2.97
* 769-TX2SA-L2-4.5V	TX2SA-L2-4.5V	B2	2	4.5	2 Form C	SMD	5.04	4.62	4.12	3.50
* 769-TX2SA-L2-5V	TX2SA-L2-5V	B2	2	5	2 Form C	SMD	4.29	3.93	3.19	2.94
769-TXD2SA-3V	TXD2SA-3V	B2	2	3	2 Form C	SMD	4.81	4.41	3.94	3.34
769-TXD2SA-4.5V	TXD2SA-4.5V	B2	2	4.5	2 Form C	SMD	4.81	4.41	3.94	3.34
769-TXD2SA-5V	TXD2SA-5V	B2	2	5	2 Form C	SMD	4.82	4.32	3.84	3.34
769-TXS2SA-12V	TXS2SA-12V	B2	1	12	2 Form C	SMD	4.70	4.31	3.84	3.25
769-TXS2SA-3V	TXS2SA-3V	B2	1	3	2 Form C	SMD	4.33	3.98	3.53	3.00
769-TXS2SA-4.5V	TXS2SA-4.5V	B2	1	4.5	2 Form C	SMD	4.19	3.98	3.53	3.00
* 769-TXS2SA-L2-4.5V	TXS2SA-L2-4.5V	B2	1	4.5	2 Form C	SMD	5.55	5.09	4.43	3.84
SL SMD Type										
769-TX2SL-12V	TX2SL-12V	B3	2	12	2 Form C	Hi-Conn SMD	3.74	3.43	3.06	2.60
769-TX2SL-3V	TX2SL-3V	B3	2	3	2 Form C	Hi-Conn SMD	3.74	3.43	3.06	2.60
769-TX2SL-4.5V	TX2SL-4.5V	B3	2	4.5	2 Form C	Hi-Conn SMD	3.74	3.43	3.06	2.60
769-TX2SL-5V	TX2SL-5V	B3	2	5	2 Form C	Hi-Conn SMD	3.74	3.43	3.06	2.60
SS SMD Type										
769-TX2SS-24V	TX2SS-24V	B4	2	24	2 Form C	Space Save SMD	4.10	3.64	3.46	3.09
769-TX2SS-4.5V	TX2SS-4.5V	B4	2	4.5	2 Form C	Space Save SMD	3.74	3.44	3.06	2.60
769-TX2SS-48V	TX2SS-48V	B4	2	48	2 Form C	Space Save SMD	5.79	5.31	4.74	4.02
769-TX2SS-5V	TX2SS-5V	B4	2	5	2 Form C	Space Save SMD	3.74	3.44	3.06	2.60
769-TX2SS-12V	TX2SS-12V	B4	1	12	2 Form C	Space Save SMD	4.69	4.30	3.84	3.25
769-TX2SS-4.5V	TX2SS-4.5V	B4	1	4.5	2 Form C	Space Save SMD	4.33	3.98	3.53	3.00

Automotive Relays Panasonic