

# 3M™ PLCC and DIP Sockets



This product is RoHS compliant.

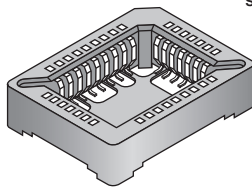


DIMENSIONS: in.

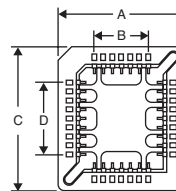
## 8400 SERIES PLCC SOCKETS

### Specifications:

- High temperature insulator compatible with IR reflow and wave soldering
- Compatible with automated loading equipment
- Open top design allows unrestricted air flow
- Molded slots for ease of device extraction
- Insulation Material: Glass filled Polyphenylene Sulfide (PPS)
- Flammability: UL 94V-0
- Contact Resistance: 15Ω
- Insulation Resistance: 103MQ minimum
- Capacitance: 1pF
- Temperature Rating: -40°C to +105°C
- RoHS Compliant per 3M documentation



Surface Mount

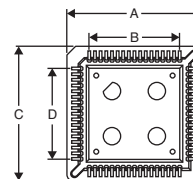
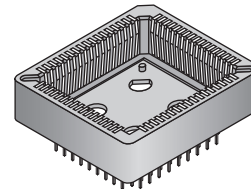


### Low Profile, 4-Row, Surface Mount

For quantities greater than listed, call for quote.

MOUSER STOCK NO.	3M Part No.	No. of Contacts	Dimensions: in.				Location Posts	Price Each			
			A	B	C	D		1	25	50	100
517-8420-21A1-RK-TP	8420-21A1-RK-TP	20	0.617	0.200	0.617	0.200	Yes	.64	.59	.55	.53
517-8420-21B1-RK-TP	8420-21B1-RK-TP	20	1.617	0.200	0.617	0.200	No	.66	.609	.567	.547
517-8428-21A1-RK-TP	8428-21A1-RK-TP	28	0.716	0.300	0.716	0.300	Yes	.68	.629	.587	.556
517-8428-21B1-RK-TP	8428-21B1-RK-TP	28	1.716	0.300	0.716	0.300	No	.68	.629	.587	.556
517-8432-21A1-RK-TP	8432-21A1-RK-TP	32	0.716	0.300	0.818	0.400	Yes	.74	.689	.648	.606
517-8432-21B1-RK-TP	8432-21B1-RK-TP	32	1.716	0.300	0.818	0.400	No	.74	.689	.648	.606
517-8444-21A1-RK-TP	8444-21A1-RK-TP	44	0.917	0.500	0.917	0.500	Yes	.91	.838	.785	.754
517-8444-21B1-RK-TP	8444-21B1-RK-TP	44	1.917	0.500	0.917	0.500	No	.91	.838	.785	.754
517-8452-21A1-RK-TP	8452-21A1-RK-TP	52	1.018	0.600	1.018	0.600	Yes	.93	.88	.82	.78
517-8452-21B1-RK-TP	8452-21B1-RK-TP	52	2.018	0.600	1.018	0.600	No	.97	.918	.855	.813
517-8468-21B1-RK-TP	8468-21B1-RK-TP	68	2.219	0.801	1.219	0.801	No	1.20	1.10	1.04	.994
517-8484-21A1-RK-TP	8484-21A1-RK-TP	84	1.418	1.001	1.418	1.001	Yes	1.30	1.19	1.13	1.07
517-8484-21B1-RK-TP	8484-21B1-RK-TP	84	2.418	1.001	1.418	1.001	No	1.30	1.19	1.13	1.07

Thru-Hole



### 4-Row, Thru-Hole

For quantities greater than listed, call for quote.

MOUSER STOCK NO.	3M Part No.	No. of Contacts	Dimensions: in.				Location Posts	Price Each			
			A	B	C	D		1	25	50	100
517-8420-11B1-RK-TP	8420-11B1-RK-TP	20	0.611	0.200	0.611	0.200	No	.64	.589	.558	.527
517-8428-11B1-RK-TP	8428-11B1-RK-TP	28	0.711	0.300	0.711	0.300	No	.72	.669	.627	.597
517-8432-11B1-RK-TP	8432-11B1-RK-TP	32	0.711	0.300	0.812	0.400	No	.76	.709	.657	.626
517-8444-11B1-RK-TP	8444-11B1-RK-TP	44	0.926	0.500	0.926	0.500	No	.93	.858	.805	.763
517-8452-11B1-RK-TP	8452-11B1-RK-TP	52	1.020	0.600	1.020	0.600	No	1.01	.938	.875	.834
517-8468-11B1-RK-TP	8468-11B1-RK-TP	68	1.223	0.801	1.223	0.801	No	1.25	1.05	.97	.94
517-8484-11B1-RK-TP	8484-11B1-RK-TP	84	1.420	1.001	1.420	1.001	No	1.46	1.31	1.28	1.20

## 4800 SERIES DIP SOCKETS - STAMPED AND FORMED, DUAL-WIPE

### Specifications:

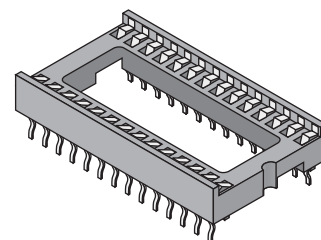
- Dual leaf, high compression contact provides reliable termination
- Contact Material: Phosphor Bronze
- Side and end stackable
- Insulation Material: Polyester Glass Filled
- Flammability: UL94V-0
- Color: Black
- RoHS Compliant per 3M documentation
- Insertion Force: 340 grams max. per contact
- Withdrawal Force: 80 grams min. per contact
- 3000 and 6000 versions have an Auto Insert Straight Lead
- 3004 and 6004 versions have a Self Locking Barb
- Acceptable Pin Sizes: Diameter- .010" - .011" (0.25mm - 0.27mm), Length- .100" - .130" (2.54mm - 3.30mm)
- Board mating height: .174 in.
- Mounting Information: Hole Diameter- .035" - .043" (0.90mm - 1.10mm),
- Current Rating: 1A
- Insulation Resistance: 5,000MQ min. at 500VDC
- Withstanding Voltage: 100VAC for 1 minute
- Temperature Rating: -25°C to +85°C



### Body Style "A"

For quantities greater than listed, call for quote.

MOUSER STOCK NO.	3M Part No.	No. of Contacts	Dimensions: in.				Tail	Price Each			
			Row Spacing	Length	Width	Pin Dia.		1	25	50	100
517-4808-3000-CP	4808-3000-CP	8	0.300	0.395	0.400	0.020	Straight	.18	.16	.14	.13
517-4808-3004-CP	4808-3004-CP	8	0.300	0.395	0.400	0.020	Kinked	.13	.11	.10	.09
517-4814-3000-CP	4814-3000-CP	14	0.300	0.695	0.400	0.020	Straight	.13	.11	.10	.09
517-4814-3004-CP	4814-3004-CP	14	0.300	0.695	0.400	0.020	Kinked	.13	.11	.10	.09
517-4816-3000-CP	4816-3000-CP	16	0.300	0.795	0.400	0.020	Straight	.13	.11	.10	.09
517-4816-3004-CP	4816-3004-CP	16	0.300	0.795	0.400	0.020	Kinked	.20	.18	.16	.15
517-4818-3000-CP	4818-3000-CP	18	0.300	0.895	0.400	0.020	Straight	.20	.18	.16	.15
517-4818-3004-CP	4818-3004-CP	18	0.300	0.895	0.400	0.020	Kinked	.19	.16	.15	.14
517-4820-3000-CP	4820-3000-CP	20	0.300	0.995	0.400	0.020	Straight	.17	.14	.135	.13
517-4820-3004-CP	4820-3004-CP	20	0.300	0.995	0.400	0.020	Kinked	.19	.16	.15	.14
517-4824-3000-CP	4824-3000-CP	24	0.300	1.195	0.400	0.020	Straight	.19	.16	.15	.14
517-4824-3004-CP	4824-3004-CP	24	0.300	1.195	0.400	0.020	Kinked	.23	.19	.18	.17

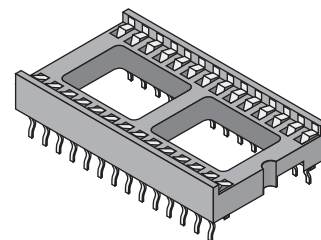


Body Style "A"

### Body Style "B"

For quantities greater than listed, call for quote.

MOUSER STOCK NO.	3M Part No.	No. of Contacts	Dimensions: in.				Tail	Price Each			
			Row Spacing	Length	Width	Pin Dia.		1	25	50	100
517-4824-6000-CP	4824-6000-CP	24	0.600	1.195	0.700	0.020	Straight	.19	.16	.15	.14
517-4824-6004-CP	4824-6004-CP	24	0.600	1.195	0.700	0.020	Kinked	.23	.19	.18	.17
517-4828-6000-CP	4828-6000-CP	28	0.600	1.395	0.700	0.020	Straight	.19	.16	.15	.14
517-4828-6004-CP	4828-6004-CP	28	0.600	1.395	0.700	0.020	Kinked	.31	.30	.29	.27
517-4832-6000-CP	4832-6000-CP	32	0.600	1.595	0.700	0.020	Straight	.23	.19	.18	.17
517-4832-6004-CP	4832-6004-CP	32	0.600	1.595	0.700	0.020	Kinked	.31	.26	.24	.23
517-4840-6000-CP	4840-6000-CP	40	0.600	1.995	0.700	0.020	Straight	.31	.26	.24	.23
517-4840-6004-CP	4840-6004-CP	40	0.600	1.995	0.700	0.020	Kinked	.40	.33	.31	.30
517-4842-6000-CP	4842-6000-CP	42	0.600	2.101	0.700	0.020	Straight	.40	.39	.37	.34
517-4842-6004-CP	4842-6004-CP	42	0.600	2.101	0.700	0.020	Kinked	.46	.44	.42	.39
517-4848-6004-CP	4848-6004-CP	48	0.600	2.395	0.700	0.020	Kinked	.46	.39	.35	.34



Body Style "B"