

HARTING DIN 41612 Connectors



Pushing Performance

DIN 41612 SIGNAL CONNECTORS - 2 AMP

- IEC 60 630-2
- Pitch: 2.54mm
- Current rating: 2A
- 1A for Insulation Displacement version
- Up to 40A Contacts in Type M version
- Contact Plating: Performance Level 2 plating (acc to DIN41612, part 5)
- UL and CSA Approved
- Contact resistance: 150ohms for wire wrap connections 20 mΩ for including crimp connections
- Temperature Range: -55°C to +125°C
- Termination zone tinned
- Moldings: Thermoplastic resin, glass fiber filled - UL94V-0
- Contacts: Copper Alloy



2 Row Type B

For quantities greater than listed, call for quote.

MOUSER STOCK NO.	HARTING Part No.	No. of Contacts	Rows Loaded	Style	Termination Type	Pin Length (mm)	Price Each		
							1	10	25
Male									
617-09-02-164-6921	09 02 164 6921	64	a, b	Right-Angle	Solder Pins	3	3.15	2.89	2.75
Female									
617-09-02-264-6824	09 02 264 6824	64	a, b	Straight	Solder Pins	2.9	4.32	3.99	3.78
617-09-02-264-6825	09 02 264 6825	64	a, b	Straight	Solder Pins	4.5	6.16	5.69	5.40
617-09-02-264-6821	09 02 264 6821	64	a, b	Straight	Wire Wrap Pins	13	4.12	3.81	3.60
617-09-02-264-6828	09 02 264 6828	64	a, b	Cable Mount	IDC	-	12.34	11.41	10.81
* 617-09-02-064-3214	09 02 064 3214	64	-	Cable Mount	Crimp Pins	-	9.98	9.22	8.73

* Order contacts separately...See next page

2 Row Type 2B (Half-Length)

For quantities greater than listed, call for quote.

Male									
617-09-22-132-6921	09 22 132 6921	32	a, b	Right-Angle	Solder Pins	3	2.65	2.46	2.32
Female									
617-09-22-232-6825	09 22 232 6825	32	a, b	Straight	Solder Pins	4.5	3.65	3.37	3.19

2 Row Type C

For quantities greater than listed, call for quote.

Male									
617-09-03-132-6921	09 03 132 6921	32	a, c	Right-Angle	Solder Pins	3	2.46	2.28	2.16
617-09-03-164-6921	09 03 164 6921	64	a, c	Right-Angle	Solder Pins	3	2.06	1.91	1.80
Female									
617-09-03-264-6824	09 03 264 6824	64	a, c	Straight	Solder Pins	2.9	2.70	2.50	2.36
617-09-03-264-6825	09 03 264 6825	64	a, c	Straight	Solder Pins	4.5	2.29	2.13	2.01
617-09-03-264-6850	09 03 264 6850	64	a, c	Straight	Press-In Pins	4.5	2.57	2.37	2.25
617-09-03-264-6828	09 03 264 6828	64	a, c	Cable Mount	IDC	-	9.17	8.47	8.01
* 617-09-03-096-3214	09 03 096 3214	96	-	Cable Mount	Crimp Pins	-	5.35	5.05	4.87

* Order contacts separately...See next page

3 Row Type C

For quantities greater than listed, call for quote.

Male									
617-09-03-196-6921	09 03 196 6921	96	a, b, c	Right-Angle	Solder Pins	3	3.19	2.96	2.80
617-09-03-196-6922	09 03 196 6922	96	a, b, c	Straight	Solder Pins	3	4.63	4.21	3.97
Female									
617-09-03-296-6821	09 03 296 6821	96	a, b, c	Straight	Wire Wrap Pins	13	5.42	5.01	4.75
617-09-03-296-6825	09 03 296 6825	96	a, b, c	Straight	Solder Pins	4.5	2.67	2.47	2.33
617-09-03-296-6850	09 03 296 6850	96	a, b, c	Straight	Press-In Pins	4.5	3.03	2.81	2.65

3 Row Type 2C (Half-Length)

For quantities greater than listed, call for quote.

Male									
617-09-25-130-6921	09 25 130 6921	30	a, b, c	Right-Angle	Solder Pins	3	3.19	2.94	2.79
617-09-23-148-6921	09 23 148 6921	48	a, b, c	Right-Angle	Solder Pins	3	3.30	2.33	2.22
Female									
617-09-25-230-6825	09 25 230 6825	30	a, b, c	Straight	Solder Pins	4.5	4.06	3.74	3.54
617-09-23-248-6825	09 23 248 6825	48	a, b, c	Straight	Solder Pins	4.5	3.31	3.04	2.89

3 Row Type M

Order contacts separately...See next page

For quantities greater than listed, call for quote.

Male									
617-09-03-124-6901	09 03 124 6901	24 + 8	a, b, c	Right-Angle	Solder Pins	3	6.89	6.38	6.03
617-09-03-142-6901	09 03 142 6901	42 + 6	a, b, c	Right-Angle	Solder Pins	3	8.29	7.65	7.24
617-09-03-160-6901	09 03 160 6901	60 + 4	a, b, c	Right-Angle	Solder Pins	3	9.08	8.39	7.95
617-09-03-178-6901	09 03 178 6901	78 + 2	a, b, c	Right-Angle	Solder Pins	3	5.79	5.15	4.98
Female									
617-09-03-224-6805	09 03 224 6805	24 + 8	a, b, c	Straight	Solder Pins	4.5	8.40	7.77	7.35
617-09-03-242-6805	09 03 242 6805	42 + 6	a, b, c	Straight	Solder Pins	4.5	6.85	6.33	5.99
617-09-03-260-6805	09 03 260 6805	60 + 4	a, b, c	Straight	Solder Pins	4.5	7.93	7.33	6.94

3 Row Type R - Inverse

For quantities greater than listed, call for quote.

Male									
617-09-73-164-6903	09 73 164 6903	64	a, c	Straight	Solder Pins	4	3.02	2.79	2.63
617-09-73-196-6903	09 73 196 6903	96	a, b, c	Straight	Solder Pins	4	4.69	4.34	4.10
617-09-73-196-6904	09 73 196 6904	96	a, b, c	Straight	Press-In Pins	5	4.97	4.61	4.36
Female									
617-09-73-264-6801	09 73 264 6801	64	a, c	Right-Angle	Solder Pins	3	2.64	2.45	2.32
617-09-73-296-6801	09 73 296 6801	96	a, b, c	Right-Angle	Solder Pins	3	2.87	2.72	2.68

DIN 41612 TYPE 2C FEMALE CRIMP CONNECTORS AND SHELL HOUSING

Female Connectors

Order contacts separately...See next page

For quantities greater than listed, call for quote.

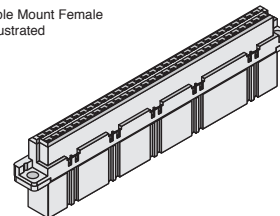
MOUSER STOCK NO.	HARTING Part No.	No. of Contacts	Rows Loaded	Style	Termination Type	Mates With	Price Each		
							1	10	25
617-09-23-048-3214	09 23 048 3214	48	a, b, c	Straight	Crimp Pins	2C Male	5.68	5.59	5.43
617-09-23-048-3217	09 23 048 3217	48	a, b, c	Straight	Crimp Pins	2R Male	5.98	5.89	5.72

Shell Housing 2C

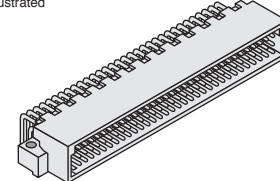
For quantities greater than listed, call for quote.

MOUSER STOCK NO.	HARTING Part No.	Description	Price Each		
			1	10	25
617-09-23-048-0501	09 23 048 0501	Shell, Blinding Plate, Cable Tie, Screw 2.2 x 9.5 (4)	6.51	6.40	6.22

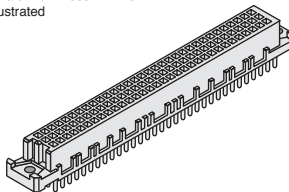
2 Row Type B Cable Mount Female
09 02 064 3214 Illustrated



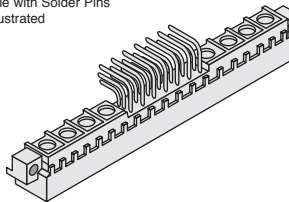
3 Row Type C Male with Solder Pins
09 03 196 6921 Illustrated



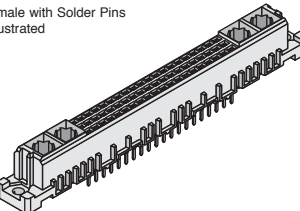
3 Row Type C Female with Press-In Pins
09 03 296 6850 Illustrated



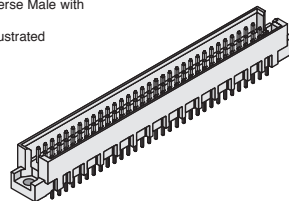
3 Row Type M Male with Solder Pins
09 03 124 6901 Illustrated



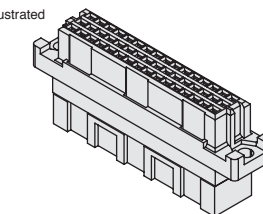
3 Row Type M Female with Solder Pins
09 03 260 6805 Illustrated



3 Row Type R-Inverse Male with Solder Pins
09 73 196 6903 Illustrated



09 23 048 3214 Illustrated



09 23 048 0501 Illustrated

