

TE Sleeves and Bushings

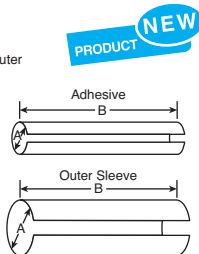


C-WRAP SIDE ENTRY REPAIR SLEEVES

C-Wrap Side Entry Repair Sleeves consist of two pieces; the heat shrinkable outer tubing and meltable adhesive inner layer. The wrap around design provides a permanent repair of nicks, chafed, or radial cracks to damaged wire.

Features:

- Used as a side-entry repair kit
- Prevents galvanic corrosion on center conductor
- Color-coded to ensure proper sizing for each application
- Temperature range: -65 deg C to 150 deg C
- Immersion resistant
- Cut Length (B): Adhesive - 21.59
Sleeve - 19.05



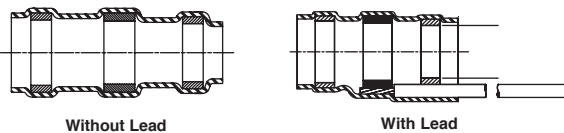
For quantities greater than listed, call for quote.

MOUSER STOCK NO.	TE Part No.	Color Code	I.D. (A)		AWG		Price Each		
			Adhesive	Sleeve	Min.	Max.	1	25	50
650-D-150-C-11	D-150-C-11	Green	1.11	2.29	26	24	6.26	5.69	5.21
650-D-150-C-12	D-150-C-12	Red	1.68	2.74	22	20	7.50	6.81	6.25
650-D-150-C-13	D-150-C-13	Blue	2.13	3.43	18	16	8.76	7.96	7.30
650-D-150-C-14	D-150-C-14	Yellow	3.34	4.80	14	12	10.00	9.09	8.33

SOLDERSLEEVE SHIELD TERMINATORS

Specifications:

- Immersion resistant
- One-piece design offers easy installation and lower installed cost
- Optional preinstalled ground leads provide convenience and ease of installation
- Suitable for use in environments up to 200°C




For quantities greater than listed, call for quote.

MOUSER STOCK NO.	TE Part No.	Inner Dia. Min. (in.)	Length (in.)	Price Each				
				1	25	50	100	500
Without Leads								
650-S200-1-00	S200-1-00	1.9	16.5	3.16	2.90	2.63	2.42	2.26
650-S200-2-00	S200-2-00	2.67	16.5	3.48	3.19	2.89	2.67	2.48
650-S200-3-00	S200-3-00	4.32	16.5	3.79	3.47	3.15	2.91	2.71
650-S200-4-00	S200-4-00	5.97	19.1	4.15	3.80	3.45	3.18	2.96
650-S200-5-00	S200-5-00	6.98	19.1	4.79	4.38	3.98	3.67	3.42
With Leads								
650-S200-2-W1-22-9	S200-2-W1-22-9	0.105	0.65	4.72	4.32	3.92	3.61	3.37
650-S200-3-W1-22-9	S200-3-W1-22-9	0.17	0.65	4.92	4.51	4.09	3.77	3.51
650-S200-3-W2-22-9	S200-3-W2-22-9	0.17	0.65	4.88	4.47	4.06	3.74	3.48
650-S200-4-W1-22-9	S200-4-W1-22-9	0.235	0.75	5.56	5.09	4.62	4.26	3.97
650-S200-5-W1-22-9	S200-5-W1-22-9	0.275	0.75	5.68	5.20	4.72	4.35	4.06

CWT SOLDER SLEEVE SHIELD TERMINATORS

Specifications:

- Transparent insulation sleeve provides encapsulation, inspectability, strain relief and insulation
- Prefluxed solder preform provides a controlled soldering process
- One-piece design offers easy installation and lower installed cost
- Optional preinstalled ground leads provide convenience and ease of installation



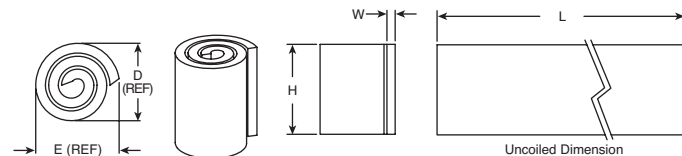
For quantities greater than listed, call for quote.

MOUSER STOCK NO.	TE Part No.	Inside Dia. (in.)	Length (in.)	Price Each		
				1	50	100
650-S063-2-9030	SO63-2-9030	0.105	0.65	5.69	5.43	5.16
650-S063-3-9030	SO63-3-9030	0.17	0.65	5.90	5.62	5.34
650-S063-4-9030	SO63-4-9030	0.235	0.75	3.79	3.16	2.91

SIDE ENTRY BUSHINGS

Features:

- Fewer wraps needed than conventional silicone tapes
- High temperature resistant silicone material rated to 180°C
- Trim to fit capabilities. Fit any size saddle clamp/wire bundle combination
- Thermally formed so it naturally conforms to circular wire bundles
- No adhesive layer for easy removal
- Re-usable



For quantities greater than listed, call for quote.

MOUSER STOCK NO.	TE Part No.	Dimensions (in.)					Bundle O.D. Min	Price Each		
		E Ref.	D Ref.	H ±10%	L ±10%	W ±10%		1	25	50
650-SEB-B	SEB-B	.35	.40	.40	2.00	.06	.05	5.78	5.25	4.81
650-SEB-C	SEB-C	.48	.53	.50	3.00	.06	.05	7.40	6.72	6.16
650-SEB-D	SEB-D	.55	.60	.60	4.00	.06	.10	8.96	8.14	7.46

HIGH TEMPERATURE SEALING SLEEVES

High temperature fluoropolymer sealing sleeve provides a robust, lightweight cover which shrinks to environmentally seal in-line compression joints and terminal lugs.

Features:

- No oven curing equipment needed
- Labor saving preinstalled sealing sleeves
- Meets FAR Part 25 appendix F of the FAA standards
- Sealing material is pre-installed



For quantities greater than listed, call for quote.

MOUSER STOCK NO.	TE Part No.	Size (in.)	Length (in.)	Price Each				
				1	50	100	250	500
650-CJ6775-000	CJ6775-000	3/8	4.75	5.87	5.35	4.90	4.38	4.09
650-CJ6777-000	CJ6777-000	1/2	5.75	8.37	7.63	7.02	6.48	6.32
650-CJ6779-000	CJ6779-000	3/4	6.75	11.22	10.20	8.67	7.51	7.43
650-CJ6781-000	CJ6781-000	1	6.75	13.21	12.41	10.90	10.39	10.12
650-CJ6774-000	CJ6774-000	3/8	2.75	4.74	4.31	3.95	3.65	3.38
650-CJ6776-000	CJ6776-000	1/2	2.75	5.25	4.77	4.37	3.90	3.61
650-CJ6778-000	CJ6778-000	3/4	3.00	6.66	6.10	5.59	5.02	4.35
650-CJ6780-000	CJ6780-000	1	3.75	10.55	9.59	8.16	7.12	6.85

SOLDER SLEEVES

TE Connectivity's SolderSleeve heat-shrinkable wire and cable interconnection devices are a labor-saving alternative to conventional wire and cable termination methods such as craft-sensitive, time-consuming hand soldering or crimping.

Features:

- Controlled soldering with high level of sealing
- Strain relief
- Insulation
- Easy one step installation
- Application from 125°C to 260°C
- NAS, MIL-SPEC, and UL approvals



150C Mil-Spec 83519 Qualified

For quantities greater than listed, call for quote.

MOUSER STOCK NO.	TE Part No.	Inner Dia. Min.	Shields Dia. Min.	Price Each				
				1	50	100	250	500
650-S0101R	S01-01-R	.075"	.035"	1.14	1.04	.95	.88	.81
650-S0102R	S01-02-R	.105"	.055"	1.13	.99	.89	.79	.73
650-S0103R	S01-03-R	.170"	.085"	3.25	2.90	2.39	1.88	1.50
650-S0104R	S01-04-R	.235"	.130"	1.79	1.61	1.47	1.34	1.24
650-S0105R	S01-05-R	.275"	.170"	1.65	1.44	1.29	1.16	1.07

125C (Commercial Shield Term with Lead)

For quantities greater than listed, call for quote.

MOUSER STOCK NO.	TE Part No.	Inner Dia. Min.	Shields Dia. Min.	Price Each				
				1	50	100	250	500
650-CWT3122	CWT-3-W122-5	.098"	.059"	1.27	1.12	.99	.89	.81
650-CWT5122	CWT-5-W122-5	.169"	.079"	1.33	1.22	1.12	1.06	1.00
650-CWT7122	CWT-7-W122-5	.252"	.130"	2.60	2.35	2.02	1.89	1.74

Solder Splicing Sleeves

(For Wire to Wire Splices)

For quantities greater than listed, call for quote.

MOUSER STOCK NO.	TE Part No.	Wire Jacket O.D. (mm)		Price Each				
		Min.	Max.	1	50	100	250	500
650-CWT9001	CWT-9001	0.4	1.7	.59	.51	.45	.419	.361
650-CWT9002	CWT-9002	1.3	2.7	.50	.43	.38	.33	.29
650-CWT9003	CWT-9003	1.8	4.5	.59	.51	.46	.41	.37

Solder Terminating Sleeves

(For Wire to Pin Termination)

For quantities greater than listed, call for quote.

MOUSER STOCK NO.	TE Part No.	Wire to Pin Size (AWG)	Wire to Tab Size (AWG)	Price Each				
				1	50	100	250	500
650-CWT1501	CWT-1501	24-20	24-20	.39	.35	.32	.299	.27
650-CWT1502	CWT-1502	24-18	24-18	.33	.314	.292	.269	.247
650-CWT1503	CWT-1503	22-20	24-18	.43	.39	.367	.352	.32