

BOURNS/J.W. MILLER High Current Toroidal & Chip Inductors



A Bourns Company

DIMENSIONS: in.

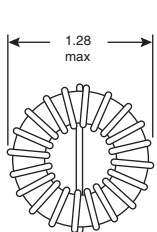
J.W. Miller 2300 SERIES

- DC-DC converter, EMI filter applications
- Low radiation
- Low core loss
- High current capacity
- Horizontal or vertical mount
- Operating temperature: -55 to +105°C
- Current to cause 30°C maximum temperature rise

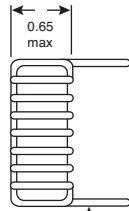
This product is RoHS compliant.



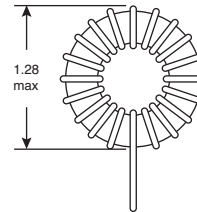
RoHS Compliant



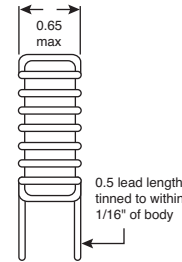
Horizontal



0.5 lead length tinned to within 1/16" of body



Vertical



Horizontal Mount

For quantities greater than listed, call for quote.

MOUSER STOCK NO.	J. W. Miller Part No.	Ind (μH)	Idc (A)	Resistance (Ohms)	Price Each						
					1	10	25	50	100	250	500
542-2301-H-RC	2301-H-RC	10	20.0	0.005	3.99	2.99	2.66	2.19	1.99	1.86	1.82
542-2302-H-RC	2302-H-RC	12	19.1	0.005	4.27	3.21	3.02	2.49	2.28	2.11	2.05
542-2303-H-RC	2303-H-RC	15	18.0	0.006	3.99	2.99	2.66	2.19	1.99	1.86	1.82
542-2304-H-RC	2304-H-RC	18	17.2	0.006	4.27	3.21	3.02	2.49	2.28	2.11	2.05
542-2305-H-RC	2305-H-RC	22	16.4	0.007	3.99	2.99	2.66	2.19	1.99	1.86	1.82
542-2306-H-RC	2306-H-RC	27	15.6	0.008	3.99	2.99	2.66	2.19	1.99	1.86	1.82
542-2307-H-RC	2307-H-RC	33	11.7	0.013	3.99	2.99	2.66	2.19	1.99	1.86	1.82
542-2308-H-RC	2308-H-RC	39	11.2	0.014	3.99	2.99	2.66	2.19	1.99	1.86	1.82
542-2309-H-RC	2309-H-RC	47	10.7	0.016	3.99	2.99	2.66	2.19	1.99	1.86	1.82
542-2310-H-RC	2310-H-RC	56	10.2	0.017	3.99	2.99	2.66	2.19	1.99	1.86	1.82
542-2311-H-RC	2311-H-RC	68	7.7	0.03	3.99	2.99	2.66	2.19	1.99	1.86	1.82
542-2312-H-RC	2312-H-RC	100	7.0	0.037	3.99	2.99	2.66	2.19	1.99	1.86	1.82
542-2313-H-RC	2313-H-RC	120	6.7	0.04	3.99	2.99	2.66	2.19	1.99	1.86	1.82
542-2314-H-RC	2314-H-RC	150	5.0	0.071	3.99	2.99	2.66	2.19	1.99	1.86	1.82
542-2315-H-RC	2315-H-RC	180	4.8	0.078	3.99	2.99	2.66	2.19	1.99	1.86	1.82
542-2316-H-RC	2316-H-RC	220	5.8	0.054	3.99	2.99	2.66	2.19	1.99	1.86	1.82
542-2317-H-RC	2317-H-RC	270	5.5	0.06	3.99	2.99	2.66	2.19	1.99	1.86	1.82
542-2318-H-RC	2318-H-RC	330	5.2	0.067	3.99	2.99	2.66	2.19	1.99	1.86	1.82
542-2319-H-RC	2319-H-RC	390	5.0	0.072	3.99	2.99	2.66	2.19	1.99	1.86	1.82
542-2320-H-RC	2320-H-RC	470	3.8	0.13	3.99	2.99	2.66	2.19	1.99	1.86	1.82
542-2321-H-RC	2321-H-RC	560	3.6	0.14	3.99	2.99	2.66	2.19	1.99	1.86	1.82
542-2322-H-RC	2322-H-RC	680	3.4	0.15	3.99	2.99	2.66	2.19	1.99	1.86	1.82
542-2323-H-RC	2323-H-RC	820	2.6	0.27	3.99	2.99	2.66	2.19	1.99	1.86	1.82
542-2324-H-RC	2324-H-RC	1000	2.4	0.3	3.99	2.99	2.66	2.19	1.99	1.86	1.82

Vertical Mount

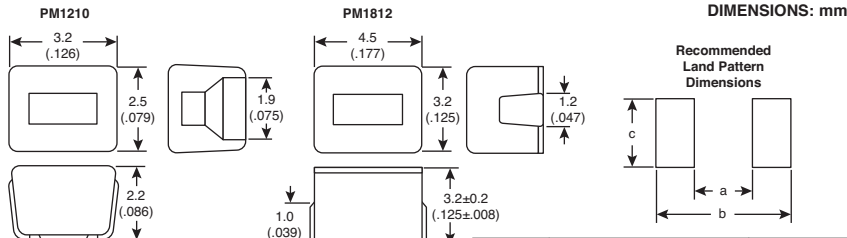
For quantities greater than listed, call for quote.

MOUSER STOCK NO.	J. W. Miller Part No.	Ind (μH)	Idc (A)	Resistance (Ohms)	Price Each						
					1	10	25	50	100	250	500
542-2301-V-RC	2301-V-RC	10	20.0	0.005	3.99	2.99	2.66	2.19	1.99	1.86	1.82
542-2302-V-RC	2302-V-RC	12	19.1	0.005	3.99	2.99	2.66	2.19	1.99	1.86	1.82
542-2303-V-RC	2303-V-RC	15	18.0	0.006	4.27	3.21	3.02	2.49	2.28	2.11	2.05
542-2304-V-RC	2304-V-RC	18	17.2	0.006	3.99	2.99	2.66	2.19	1.99	1.86	1.82
542-2305-V-RC	2305-V-RC	22	16.4	0.007	3.99	2.99	2.66	2.19	1.99	1.86	1.82
542-2306-V-RC	2306-V-RC	27	15.6	0.008	3.99	2.99	2.66	2.19	1.99	1.86	1.82
542-2307-V-RC	2307-V-RC	33	11.7	0.013	3.99	2.99	2.66	2.19	1.99	1.86	1.82
542-2308-V-RC	2308-V-RC	39	11.2	0.014	3.99	2.99	2.66	2.19	1.99	1.86	1.82
542-2309-V-RC	2309-V-RC	47	10.7	0.016	3.99	2.99	2.66	2.19	1.99	1.86	1.82
542-2310-V-RC	2310-V-RC	56	10.2	0.017	3.99	2.99	2.66	2.19	1.99	1.86	1.82
542-2311-V-RC	2311-V-RC	68	7.7	0.03	3.99	2.99	2.66	2.19	1.99	1.86	1.82
542-2312-V-RC	2312-V-RC	100	7.0	0.037	3.99	2.99	2.66	2.19	1.99	1.86	1.82
542-2313-V-RC	2313-V-RC	120	6.7	0.04	3.99	2.99	2.66	2.19	1.99	1.86	1.82
542-2314-V-RC	2314-V-RC	150	5.0	0.071	3.99	2.99	2.66	2.19	1.99	1.86	1.82
542-2315-V-RC	2315-V-RC	180	4.8	0.078	4.27	3.21	3.02	2.49	2.28	2.11	2.05
542-2316-V-RC	2316-V-RC	220	5.8	0.054	3.99	2.99	2.66	2.19	1.99	1.86	1.82
542-2317-V-RC	2317-V-RC	270	5.5	0.06	3.99	2.99	2.66	2.19	1.99	1.86	1.82
542-2318-V-RC	2318-V-RC	330	5.2	0.067	3.99	2.99	2.66	2.19	1.99	1.86	1.82
542-2319-V-RC	2319-V-RC	390	5.0	0.072	3.99	2.99	2.66	2.19	1.99	1.86	1.82
542-2320-V-RC	2320-V-RC	470	3.8	0.13	3.99	2.99	2.66	2.19	1.99	1.86	1.82
542-2321-V-RC	2321-V-RC	560	3.6	0.14	3.99	2.99	2.66	2.19	1.99	1.86	1.82
542-2322-V-RC	2322-V-RC	680	3.4	0.15	4.27	3.21	3.02	2.49	2.28	2.11	2.05
542-2323-V-RC	2323-V-RC	820	2.6	0.27	4.27	3.21	2.86	2.36	2.15	2.00	1.95
542-2324-V-RC	2324-V-RC	1000	2.4	0.3	3.99	2.99	2.66	2.19	1.99	1.86	1.82

J.W. Miller PM1812 SERIES CHIP INDUCTORS

- Molded construction for high reliability and superior environmental protection
- High resistance to solder heat and moisture
- Operating temperature: -55 to +105°C
- Current to cause 20°C maximum temperature rise
- Tape & reel packaged 500/reel

RoHS Compliant



For quantities greater than listed, call for quote.

Price Each							
1	10	25	50	100	250	500	1000
.37	.36	.35	.34	.34	.222	.18	.17

Model	a	b	c
PM1210	1.6 to 2.0 (.063 to .079)	4.0 to 4.6 (.157 to .181)	1.9 to 2.4 (.075 to .094)
PM1812	2.4 to 2.6 (.094 to .102)	5.5 to 6.0 (.217 to .236)	2.0 to 3.0 (.079 to .118)

MOUSER STOCK NO.	J. W. Miller Part No.	L (μH) ±10%	Q Min	Test Freq. (Mhz)	SRF (Mhz) Min.	DCR (Ω) Max.	I, DC (mA)
542-PM1812-R10K-RC	PM1812-R10K-RC	0.1	28	25.2	300	0.18	800
542-PM1812-R12K-RC	PM1812-R12K-RC	0.12	30	25.2	280	0.2	770
542-PM1812-R15K-RC	PM1812-R15K-RC	0.15	30	25.2	250	0.22	730
542-PM1812-R18K-RC	PM1812-R18K-RC	0.18	30	25.2	220	0.24	700
542-PM1812-R22K-RC	PM1812-R22K-RC	0.22	30	25.2	200	0.25	665
542-PM1812-R27K-RC	PM1812-R27K-RC	0.27	30	25.2	180	0.26	635
542-PM1812-R33K-RC	PM1812-R33K-RC	0.33	30	25.2	165	0.28	605
542-PM1812-R39K-RC	PM1812-R39K-RC	0.39	30	25.2	150	0.3	575
542-PM1812-R47K-RC	PM1812-R47K-RC	0.47	30	25.2	145	0.32	545
542-PM1812-R56K-RC	PM1812-R56K-RC	0.56	30	25.2	140	0.36	520
542-PM1812-R68K-RC	PM1812-R68K-RC	0.68	30	25.2	135	0.4	500
542-PM1812-R82K-RC	PM1812-R82K-RC	0.82	30	25.2	130	0.45	475
542-PM1812-R10J-RC	PM1812-R10J-RC	1	50	7.96	100	0.5	450
542-PM1812-R12J-RC	PM1812-R12J-RC	1.2	50	7.96	80	0.55	430
542-PM1812-R15J-RC	PM1812-R15J-RC	1.5	50	7.96	70	0.6	410
542-PM1812-R18J-RC	PM1812-R18J-RC	1.8	50	7.96	60	0.65	390
542-PM1812-R22J-RC	PM1812-R22J-RC	2.2	50	7.96	55	0.7	380
542-PM1812-R27J-RC	PM1812-R27J-RC	2.7	50	7.96	50	0.75	370
542-PM1812-R33J-RC	PM1812-R33J-RC	3.3	50	7.96	45	0.8	355
542-PM1812-R39J-RC	PM1812-R39J-RC	3.9	50	7.96	40	0.9	330
542-PM1812-R47J-RC	PM1812-R47J-RC	4.7	50	7.96	35	1	315
542-PM1812-R56J-RC	PM1812-R56J-RC	5.6	50	7.96	33	1.1	300
542-PM1812-R68J-RC	PM1812-R68J-RC	6.8	50	7.96	27	1.2	285
542-PM1812-R82J-RC	PM1812-R82J-RC	8.2	50	7.96	25	1.4	270
542-PM1812-100J-RC	PM1812-100J-RC	10	50	2.52	20	1.6	250

MOUSER STOCK NO.	J. W. Miller Part No.	L (μH) ±10%	Q Min	Test Freq. (Mhz)	SRF (Mhz) Min.	DCR (Ω) Max.	I, DC (mA)
542-PM1812-120J-RC	PM1812-120J-RC	12	50	2.52	18	2	225
542-PM1812-150J-RC	PM1812-150J-RC	15	50	2.52	17	2.5	200
542-PM1812-180J-RC	PM1812-180J-RC	18	50	2.52	15	2.8	190
542-PM1812-220J-RC	PM1812-220J-RC	22	50	2.52	13	3.2	180
542-PM1812-270J-RC	PM1812-270J-RC	27	50	2.52	12	3.6	170
542-PM1812-330J-RC	PM1812-330J-RC	33	50	2.52	11	4	160
542-PM1812-390J-RC	PM1812-390J-RC	39	50	2.52	10	4.5	150
542-PM1812-470J-RC	PM1812-470J-RC	47	50	2.52	10	5	140
542-PM1812-560J-RC	PM1812-560J-RC	56	50	2.52	9	5.5	135
542-PM1812-680J-RC	PM1812-680J-RC	68	50	2.52	9	6	130
542-PM1812-820J-RC	PM1812-820J-RC	82	50	2.52	8	7	120
542-PM1812-101J-RC	PM1812-101J-RC	100	40	0.796	7	8	110
542-PM1812-121J-RC	PM1812-121J-RC	120	40	0.796	6	8	110
542-PM1812-151J-RC	PM1812-151J-RC	150	40	0.796	5	9	105
542-PM1812-181J-RC	PM1812-181J-RC	180	40	0.796	5	9.5	102
542-PM1812-221J-RC	PM1812-221J-RC	220	40	0.796	4	10	100
542-PM1812-271J-RC	PM1812-271J-RC	270	30	0.796	3	12	92
542-PM1812-331J-RC	PM1812-331J-RC	330	30	0.796	3	14	85
542-PM1812-391J-RC	PM1812-3						