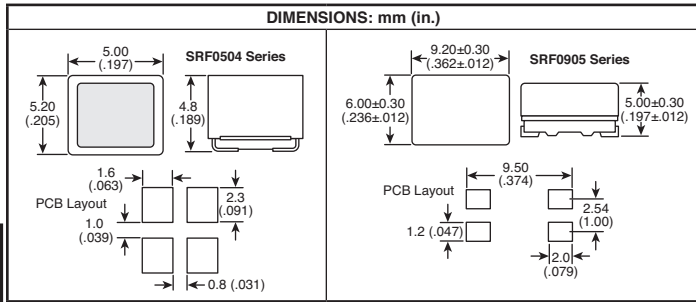


Line Filters, EMI Filters and Soft Ferrites

ROHS COMPLIANT This product is RoHS compliant.

BOURNS LINE FILTERS



Features:

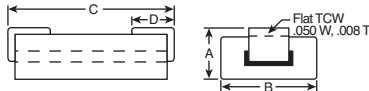
- Current rating up to 5A
- Inductance range: SRF0504: 0.55 to 5.0µH
- Frequency range: SRF0504: 1200MHz
- SRF0905: 10 to 650µH
- SRF0905: 300MHz

MOUSER STOCK NO.	L (uH)	Leakage Inductance (nH) Max.	DCR (mΩ) Max.	Rated Current (mA)	Impedance		Price Each			Reel Qty.	Price Per Piece
					Freq. (MHz)	(Ω) Min.	1	100	500		
SRF0504 Series											
652-SRF0504-191Y	190	60	20	5000	70-1200	150	1.40	1.10	.85	1000	.60
652-SRF0504-351Y	350	65	40	2000	55-900	250	1.40	1.10	.85	1000	.60
652-SRF0504-102Y	1000	85	60	1500	40-420	500	1.40	1.10	.85	1000	.60
652-SRF0504-152Y	1500	190	100	1000	30-300	700	1.40	1.10	.85	1000	.60
652-SRF0504-302Y	3000	435	200	500	30-150	1000	1.40	1.10	.85	1000	.60
652-SRF0504-402Y	4000	150	300	200	70-120	2500	1.40	1.10	.85	1000	.60
SRF0905 Series											
652-SRF0905-100Y	10	8	0.08	1.6	20-300	200	1.26	.99	.90	1000	.54
652-SRF0905-250Y	25	16	0.16	1.0	20-150	600	1.26	.99	.90	1000	.54
652-SRF0905-102Y	40	18	0.25	0.9	20-100	800	1.26	.99	.90	1000	.54
652-SRF0905-500Y	50	22	0.32	0.8	20-100	1500	1.26	.99	.90	1000	.54
652-SRF0905-251Y	250	0.11	0.13	1.2	3-20	600	1.26	.99	.90	1000	.54
652-SRF0905-471Y	470	0.12	0.14	1.1	2-20	1000	1.26	.99	.90	1000	.54
652-SRF0905-501Y	500	0.12	0.15	1.0	1-20	1000	1.26	.99	.90	1000	.54
652-SRF0905-102Y	1000	0.17	0.31	0.8	1-15	1500	1.26	.99	.90	1000	.54
652-SRF0905-202Y	2000	0.25	0.42	0.6	1-5	3000	1.26	.99	.90	1000	.54
652-SRF0905-472Y	4700	0.36	0.90	0.4	.3-3	4000	1.26	.99	.90	1000	.54
652-SRF0905-652Y	6500	0.39	1.05	0.3	.3-2	5000	1.26	.99	.90	1000	.54

Fair-Rite Products Corp. SURFACE MOUNT EMI SHIELD BEADS

The rugged construction decreases DC resistance and increases current carrying capacity compared with plated beads.

DIMENSIONS: in.



Features:

- Offered in low frequency (73), broadband (43) and high frequency (61) materials

Lead Free

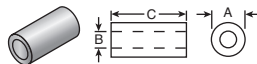
For quantities greater than listed, call for quote.

MOUSER STOCK NO.	Typical Imp. (Ω) MHz	Dimensions: in.					Price Each				
		A	B	C	D	1	100	500	1000	2000	
623-2773019447LF	40 25	.112	.120	.184	.059	.21	.19	.14	.124	.11	
623-2773021447LF	78 25	.112	.120	.359	.059	.22	.17	.14	.14	.14	
623-2743019447LF	47 100	.112	.120	.184	.059	.12	.11	.09	.079	.068	
623-2743021447LF	95 100	.112	.120	.359	.059	.14	.12	.10	.09	.081	
623-2761021447LF	100 250	.112	.120	.184	.059	.30	.26	.19	.17	.15	

Fair-Rite Products Corp. EMI SHIELD BEADS

DIMENSIONS: in.

Beads with a "1" as the last digit of the part number are not burnished, those with the last digit "2" are supplied burnished to break the sharp edges.



Applications:

- Recommended suppression material of unwanted signals between 20MHz and 200MHz

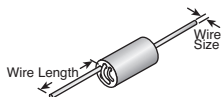
For quantities greater than listed, call for quote.

MOUSER STOCK NO.	Typ. Imp. (Ω) @ 100MHz	Dimensions: in.			Price Each			
		A	B	C	1	100	500	1000
623-2643002402	43	0.380	0.197	0.190	.07	.06	.055	.051
623-2643000801	92	0.296	0.094	0.297	.08	.048	.047	.046
623-2643250402	102	0.250	0.125	0.500	.11	.10	.09	.08
623-2643021801	131	0.200	0.062	0.437	.08	.07	.06	.053

Fair-Rite Products Corp. WOUND EMI SHIELD BEADS

Features:

- Wire used for winding is oxygen free, high conductivity copper
- Offered in broadband (44) and high frequency (61) materials

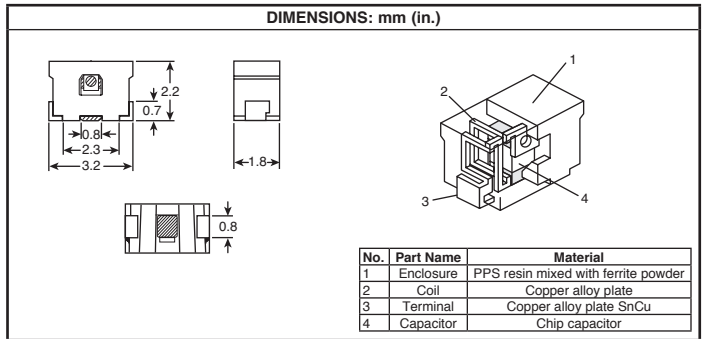


For quantities greater than listed, call for quote.

MOUSER STOCK NO.	Typical Imp. (Ω) MHz	Turns	Wire Size	Wire Length (in.)	Price Each				
					1	100	500	1000	
Lead Free									
623-2944666671LF	850	50	2 1/2	24AWG	1.5	.37	.32	.30	.26
623-2961666671LF	845	100	2 1/2	24AWG	1.5	.40	.35	.32	.301

POWERED BY Panasonic Electronic Components

ELKE SERIES SMD COIL TYPE DIGITAL NOISE EMI FILTERS



No.	Part Name	Material
1	Enclosure	PPS resin mixed with ferrite powder
2	Coil	Copper alloy plate
3	Terminal	Copper alloy plate SnCu
4	Capacitor	Chip capacitor

Features:

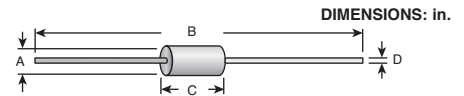
- 3218 case size
- Operating temperature: -20°C to +85°C
- No variation in attenuation characteristics as current changes
- Part numbers are laser applied to make viewing easier
- ELK-EV: High ESD suppression with varistor and included coils

MOUSER STOCK NO.	Value (pF)	Cut off Frequency (MHz)	Rated Voltage (V)	Rated Current (mA)	Price Each			Reel Qty.	Price Per Piece
					1	100	500		
667-ELK-E100FA	10	250	50	2	.48	.378	.268	2000	.231
667-ELK-E220FA	22	200	50	2	.48	.378	.268	2000	.231
667-ELK-E470FA	47	100	50	2	.48	.378	.268	2000	.231
667-ELK-E101FA	100	50	50	2	.48	.378	.268	2000	.231
667-ELK-E221FA	220	25	50	2	.48	.378	.268	2000	.231
667-ELK-E471FA	470	10	50	2	.48	.378	.268	2000	.231
667-ELK-E102FA	1000	5	50	2	.48	.378	.268	2000	.231
667-ELK-E222FA	2200	2	50	2	.48	.378	.268	2000	.231
667-ELK-E103FA	10000	0.5	50	2	.48	.378	.268	2000	.231
667-ELK-E333FA	33000	0.2	25	2	.48	.378	.268	2000	.231
667-ELK-EA100FA	10	500	50	6	.53	.419	.297	2000	.248
667-ELK-EA220FA	22	300	50	6	.53	.419	.297	2000	.248
667-ELK-EA470FA	47	150	50	6	.53	.419	.297	2000	.248
667-ELK-EA101FA	100	70	50	6	.53	.419	.297	2000	.248
667-ELK-EA221FA	220	30	50	6	.53	.419	.297	2000	.248
667-ELK-EA471FA	470	15	50	6	.53	.419	.297	2000	.248
667-ELK-EA102FA	1000	7	50	6	.53	.419	.297	2000	.248
667-ELK-EA222FA	2200	3	50	6	.53	.419	.297	2000	.248
667-ELK-EA103FA	10000	0.5/DC	50	6	.53	.419	.297	2000	.248
667-ELK-EA333FA	33000	0.2/DC	25	6	.53	.419	.297	2000	.248
667-ELK-EV561FE	560	10	22	2	.88	.699	.495	2000	.413
667-ELK-EV112FC	1100	8	12	2	.88	.699	.495	2000	.413
667-ELK-EV352FC	3500	1/DC	12	2	.88	.699	.495	2000	.413

Fair-Rite Products Corp. EMI SHIELD BEADS ON LEADS

Features:

- Beads on oxygen free, high conductivity copper
- Offered in low frequency (73), broadband (43), and high frequency (61) material



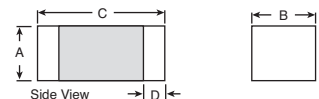
For quantities greater than listed, call for quote.

MOUSER STOCK NO.	Typical Imp. (Ω) MHz	Dimensions: in.				Price Each				
		A	B	C	D	1	100	500	1000	
Lead Free										
623-274300112LF	68	100	.138	2.440	.175	22AWG	.13	.11	.10	.08
623-274300212LF	133	100	.138	2.440	.350	22AWG	.10	.07	.06	.055
623-274300912LF	220	100	.138	2.440	.545	22AWG	.18	.17	.14	.12

Fair-Rite Products Corp. EMI SUPPRESSION CHIP BEADS

Features:

- Standard Signal Speed
- Controlled 100% for impedance and DCR
- Suitable for both wave and reflow solder process



For quantities greater than listed, call for quote.

MOUSER STOCK NO.	Z(Ω)±25% @ 100MHz	Max Current (mA)	Dimensions: in.				Price Each			
			A	B	C	D	1	100	500	1000
623-2518065007Y6	50	6000	.063	.063	.177	.024	.13	.07	.06	.053
623-2512067007Y3	70	3000	.043	.063	.126	.022	.05	.04	.038	.03
623-2518121217Y6	80	6000	.063	.126	.177	.022	.25	.21	.15	.14
623-2506033017Y0	300	100	.031	.031	.063	.016	.20	.10	.08	.065
623-2506038017Y0	600	100	.031	.031	.063	.016	.04	.03	.029	.026
623-2508056017Y0	600	200	.035	.049	.079	.018	.04	.03	.023	.019
623-2512066017Y1	600	1000	.043	.063	.126	.022	.07	.05	.047	.043