

NEC-TOKIN RF/EMI Noise Suppression Sheets

NEC/TOKIN

BD SERIES

Features:

- Usable in quasi microwave ranges can be used in highspeed clocks (10MHz-5GHz)
- Thin, flexible material can be used in portable equipment
- Virtually no limitation in where it can be used less time required for installation
- Can be manufactured in a variety of shapes/sizes, usable in a wide variety of applications
- High electrical resistance (104-106) functions as an absorber
- Resonance suppression controls the high frequency current and suppresses unwanted electromagnetic resonance by creating impedance
- Electromagnetic wave suppression suppresses the electromagnetic wave intruding the sheet by the magnetic loss of its composition

Applications:

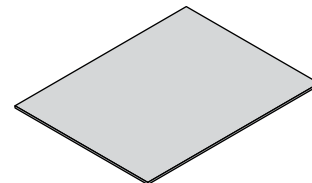
- Radiation noise suppression in all kinds of electronic equipment
- Quasi microwave range interference prevention inside and in between electronics
- Mobile communications equipment, wireless equipment (BS,CS tuners), office automation equipment (personal computers,TFT LCDs, etc.), communication terminals in audio/video equipment, digital exchanges, etc.

Specifications:

- Structure: Single layer
- Effective Carrier Frequency: 13.56MHz and below
- Operating Temperature (°C): -25 to +85
- Thickness (mm): 0.25
- Dimensions - Standard: 80x80, Max.: 400x160
- Specific Gravity: 3.9 (typ.)
- Tensile Strength (Mpa): 6.0 (min.)
- Surface Resistance: 1.0x10⁴ (min.)
- Approved Standard: UL94 V-0, UL File No.E176124
- Relative Magnetic Permeability (at 1MHz): 32 (typ.)

For quantities of 50 and up, call for quote.

MOUSER STOCK NO.	NEC-TOKIN Part No.	Dimensions (mm)	Thickness (mm)	Frequency Range	Price Each			
					1	5	10	25
878-BD(025)	BD(025)-400X160T08	400x160mm	0.25	13.56MHz				



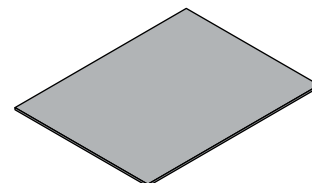
EFR SERIES

Specifications:

- Structure: Single layer
- Frequency Range: 10MHz to 3GHz
- Operating Temperature (°C): -40 to +85
- Thickness (mm): 0.1, 0.2, 0.3, 0.5, 1.0
- Dimensions - Standard: 80x80, Maximum: 240x240
- Specific Gravity: 2.8 (typ.)
- Tensile Strength: 3.6 (min.)
- Surface Resistance (Ω): 1.0 106 (min.)
- Thermal Conductivity: 0.22 (typ.)
- Approved Standard: UL94 V-0, UL File No.E176124
- Relative Magnetic Permeability (at 1MHz): 60 (typ.)

For quantities of 50 and up, call for quote.

MOUSER STOCK NO.	NEC-TOKIN Part No.	Dimensions (mm)	Thickness (mm)	Frequency Range	Price Each			
					1	5	10	25
878-EFR(01)	EFR(01)-240X240T08	240x240mm	0.1	10MHz-3MHz				
878-EFR(02)	EFR(02)-240X240T08	240x240mm	0.2	10MHz-3MHz				
878-EFR(03)	EFR(03)-240X240T08	240x240mm	0.3	10MHz-3MHz				
878-EFR(05)	EFR(05)-240X240T15	240x240mm	0.5	10MHz-3MHz				
878-EFR(10)	EFR(10)-240X240T15	240x240mm	1.0	10MHz-3MHz				



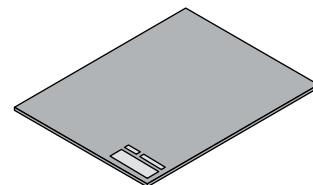
FK2 SERIES

Specifications:

- Structure: Single Layer
- Frequency Range: 10MHz to 3GHz
- Operating Temperature (°C): -25 to 85
- Thickness (mm): 0.1, 0.2, 0.3, 0.5
- Dimensions - Standard (mm): 80x80, max. (mm): 240x240
- Specific Gravity: 3.1 (typ.)
- Tensile Strength (Mpa): 4.0 (min.)
- Surface Resistance (Ω): 1.0x10⁴ (min.)
- Thermal Conductivity: 0.35 (typ.)
- Approved Standard: UL94 V-0, UL File No. E176124
- Relative Magnetic Permeability (at MHz): 100 (typ.)

For quantities of 50 and up, call for quote.

MOUSER STOCK NO.	NEC-TOKIN Part No.	Dimensions (mm)	Thickness (mm)	Frequency Range	Price Each			
					1	5	10	25
878-FK2(01)	FK2(01)-240X240T08	240x240mm	0.1	10MHz-3GHz				
878-FK2(02)	FK2(02)-240X240T08	240x240mm	0.2	10MHz-3GHz				
878-FK2(03)	FK2(03)-240X240T08	240x240mm	0.3	10MHz-3GHz				
878-FK2(05)	FK2(05)-240X240T08	240x240mm	0.5	10MHz-3GHz				



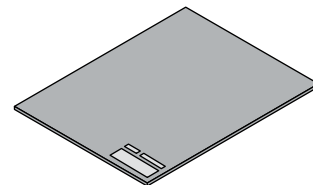
TS7 SERIES

Specifications:

- Structure: Single Layer
- Frequency Range: 100MHz to 5GHz
- Operating Temperature (°C): -40 to 105
- Thickness (mm): 0.5, 1.0
- Dimensions - Standard (mm): 80x80, Maximum (mm): 400x160
- Specific Gravity: 3.3 (typ.)
- Tensile Strength (Mpa): 3.9 (min.)
- Surface Resistance (Ω): 1.0x10⁴ (min.)
- Thermal Conductivity: 0.47 (typ.)
- Approved Standard: UL94 V-0, UL File No. E176124
- Relative Magnetic Permeability (at MHz): 20 (typ.)

For quantities of 50 and up, call for quote.

MOUSER STOCK NO.	NEC-TOKIN Part No.	Dimensions (mm)	Thickness (mm)	Frequency Range	Price Each			
					1	5	10	25
878-TS7(05)	TS7(05)-400X160T15	400x160mm	0.5	100MHz-5GHz				
878-TS7(10)	TS7(10)-400X160T15	400x160mm	1.0	100MHz-5GHz				



NOISE TRACER

Features:

- Easy to detect high frequency magnetic field
- Lo (30-300MHz), Hi (100-1000MHz) switching
- Magnetic field strength indicated by the LED indicator
- Compact pen shape
- Very light weight. Less than 40g including battery

Applications:

- Check magnetic field strength near PCB patterns and electric devices
- Trace the noise source or the noise path
- Pilot test before a precise measurement in an anechoic chamber
- Find an effective position to affix the noise suppression sheet, "Flex Suppressor®" and "Film Impedor®"

Specifications:

- Frequency Range: Lo ch: 30-300MHz, Hi ch: 100-1000MHz
- LED Indication: Level 5: -5 dBm, Level 4: -8 dBm, Level 3: -11 dBm, Level 2: -14 dBm, Level 1: -17 dBm
- Operating Temperature (°C): 10 to 40
- Battery Life: 50 Hours (typ.)
- Operating Voltage: DC +3.0V
- Consumption: Max. 35 mA
- Battery Voltage Decrease Detection: 2.2 0.3[V]
- Size: 146(H) 24(W) 22(D)
- Weight: Max. 40g

For quantities greater than listed, call for quote.

MOUSER STOCK NO.	NEC-TOKIN Part No.	Dimensions (mm)	Frequency Range	Price Each	
				Lo Ch: 30-300MHz	Hi ch: 100-1000MHz
878-NOISE-TRACER	NOISE TRACER	146x24x22mm	Lo Ch: 30-300MHz	1	2

