

# NORCOMP Machined Contact D-Sub Connectors



## SERIES 172 MACHINED CONTACT D-SUB CONNECTORS

### Specifications:

- Insulator: Glass-filled thermoplastic, UL94V-0
- Shell: Steel, plated with nickel
- Machined Contacts: Brass male and female pins
- Plating: Gold flash over entire contact area

### Features:

- Non-removable contacts
- Shells have indents to provide grounding and additional retention
- Screw machine contacts offer high reliability
- RoHS Compliant per NorComp documentation



RoHS Compliant

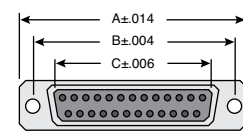
### Solder Cup

For quantities of 500 and up, call for quote.

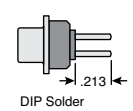
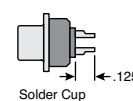
MOUSER STOCK NO.	NorComp Part No.	No. of Positions	Type	Hardware	Price Each			
					1	25	50	100
636-172-E09-103R001	172-E09-103R001	9	Male	---				
636-172-E09-203R001	172-E09-203R001	9	Female	---				
636-172-E09-103R011	172-E09-103R011	9	Male	.098" Clinch Nuts, Board Side				
636-172-E09-203R011	172-E09-203R011	9	Female	.098" Clinch Nuts, Board Side				
636-172-E09-103R021	172-E09-103R021	9	Male	.250" Clinch Nuts, Board Side				
636-172-E09-203R021	172-E09-203R021	9	Female	.250" Clinch Nuts, Board Side				
636-172-E09-103R031	172-E09-103R031	9	Male	.250" Clinch Nuts, Mating Side				
636-172-E09-203R031	172-E09-203R031	9	Female	.250" Clinch Nuts, Mating Side				
636-172-E15-103R001	172-E15-103R001	15	Male	---				
636-172-E15-203R001	172-E15-203R001	15	Female	---				
636-172-E15-103R011	172-E15-103R011	15	Male	.098" Clinch Nuts, Board Side				
636-172-E15-203R011	172-E15-203R011	15	Female	.098" Clinch Nuts, Board Side				
636-172-E15-203R031	172-E15-203R031	15	Female	.250" Clinch Nuts, Mating Side				
636-172-E25-103R001	172-E25-103R001	25	Male	---				
636-172-E25-203R001	172-E25-203R001	25	Female	---				
636-172-E25-103R011	172-E25-103R011	25	Male	.098" Clinch Nuts, Board Side				
636-172-E25-203R011	172-E25-203R011	25	Female	.098" Clinch Nuts, Board Side				
636-172-E25-103R021	172-E25-103R021	25	Male	.250" Clinch Nuts, Board Side				
636-172-E25-203R021	172-E25-203R021	25	Female	.250" Clinch Nuts, Board Side				
636-172-E25-103R031	172-E25-103R031	25	Male	.250" Clinch Nuts, Mating Side				
636-172-E25-203R031	172-E25-203R031	25	Female	.250" Clinch Nuts, Mating Side				
636-172-E37-103R001	172-E37-103R001	37	Male	.098" Clinch Nuts, Board Side				
636-172-E37-203R001	172-E37-203R001	37	Female	.098" Clinch Nuts, Board Side				
636-172-E37-203R011	172-E37-203R011	37	Female	.098" Clinch Nuts, Board Side				
636-172-E50-103R001	172-E50-103R001	50	Male	---				
636-172-E50-203R001	172-E50-203R001	50	Female	---				
636-172-E50-103R011	172-E50-103R011	50	Male	.098" Clinch Nuts, Board Side				

### Dimensional Drawing

No. of Positions	Dimensions: in.		
	A	B	C
9	1.213	0.984	0.666
15	1.543	1.312	0.944
25	2.087	1.852	1.534
37	2.732	2.500	2.181
50	2.638	2.406	2.079



### Termination

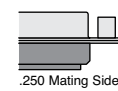
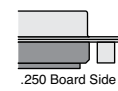
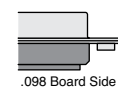


### Dip Solder - PCB Mount

For quantities of 500 and up, call for quote.

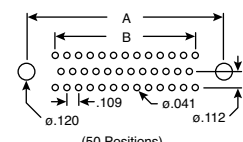
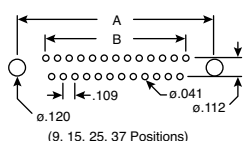
MOUSER STOCK NO.	NorComp Part No.	No. of Positions	Type	Hardware	Price Each			
					1	25	50	100
636-172-E09-113R001	172-E09-113R001	9	Male	---				
636-172-E09-213R001	172-E09-213R001	9	Female	---				
636-172-E09-113R911	172-E09-113R911	9	Male	.237" Spacer/Boardlock				
636-172-E09-113R011	172-E09-113R011	9	Male	.098" Clinch Nuts, Board Side				
636-172-E09-213R011	172-E09-213R011	9	Female	.098" Clinch Nuts, Board Side				
636-172-E09-113R021	172-E09-113R021	9	Male	.250" Clinch Nuts, Board Side				
636-172-E09-213R021	172-E09-213R021	9	Female	.250" Clinch Nuts, Board Side				
636-172-E09-113R031	172-E09-113R031	9	Male	.250" Clinch Nuts, Mating Side				
636-172-E09-213R031	172-E09-213R031	9	Female	.250" Clinch Nuts, Mating Side				
636-172-E15-113R001	172-E15-113R001	15	Male	---				
636-172-E15-213R001	172-E15-213R001	15	Female	---				
636-172-E15-113R011	172-E15-113R011	15	Male	.098" Clinch Nuts, Board Side				
636-172-E15-213R011	172-E15-213R011	15	Female	.098" Clinch Nuts, Board Side				
636-172-E15-113R021	172-E15-113R021	15	Male	.250" Clinch Nuts, Board Side				
636-172-E15-213R021	172-E15-213R021	15	Female	.250" Clinch Nuts, Board Side				
636-172-E15-213R031	172-E15-213R031	15	Female	.250" Clinch Nuts, Mating Side				
636-172-E25-113R001	172-E25-113R001	25	Male	---				
636-172-E25-213R001	172-E25-213R001	25	Female	---				
636-172-E25-113R011	172-E25-113R011	25	Male	.098" Clinch Nuts, Board Side				
636-172-E25-213R011	172-E25-213R011	25	Female	.098" Clinch Nuts, Board Side				
636-172-E25-113R021	172-E25-113R021	25	Male	.250" Clinch Nuts, Board Side				
636-172-E25-213R021	172-E25-213R021	25	Female	.250" Clinch Nuts, Board Side				
636-172-E25-113R031	172-E25-113R031	25	Male	.250" Clinch Nuts, Mating Side				
636-172-E25-213R031	172-E25-213R031	25	Female	.250" Clinch Nuts, Mating Side				
636-172-E37-113R001	172-E37-113R001	37	Male	---				
636-172-E37-213R001	172-E37-213R001	37	Female	---				
636-172-E37-113R011	172-E37-113R011	37	Male	.098" Clinch Nuts, Board Side				
636-172-E37-113R031	172-E37-113R031	37	Male	.250" Clinch Nuts, Mating Side				
636-172-E37-213R031	172-E37-213R031	37	Female	.250" Clinch Nuts, Mating Side				
636-172-E50-113R001	172-E50-113R001	50	Male	---				
636-172-E50-113R011	172-E50-113R011	50	Male	.098" Clinch Nuts, Board Side				
636-172-E50-213R011	172-E50-213R011	50	Female	.098" Clinch Nuts, Board Side				
636-172-E50-213R021	172-E50-213R021	50	Female	.250" Clinch Nuts, Board Side				

### Clinch Nut Hardware



### Foot Print

No. of Positions	Dimensions (In.)	
	A	B
9	.984	.433
15	1.312	.757
25	1.852	1.305
37	2.500	1.957
50	2.406	1.740



### Wire Wrap

For quantities of 500 and up, call for quote.

MOUSER STOCK NO.	NorComp Part No.	No. of Positions	Type	Hardware	Price Each			
					1	25	50	100
636-172-009-142R001	172-009-142R001	9	Male	---				
636-172-009-242R001	172-009-242R001	9	Female	---				
636-172-009-142R011	172-009-142R011	9	Male	.098" Clinch Nuts, Board Side				
636-172-009-242R011	172-009-242R011	9	Female	.098" Clinch Nuts, Board Side				
636-172-009-242R021	172-009-242R021	9	Female	.250" Clinch Nuts, Board Side				
636-172-015-142R001	172-015-142R001	15	Male	---				
636-172-015-242R001	172-015-242R001	15	Female	---				
636-172-015-142R011	172-015-142R011	15	Male	.098" Clinch Nuts, Board Side				
636-172-015-242R011	172-015-242R011	15	Female	.098" Clinch Nuts, Board Side				
636-172-015-242R021	172-015-242R021	15	Female	.250" Clinch Nuts, Board Side				
636-172-025-142R001	172-025-142R001	25	Male	---				
636-172-025-242R021	172-025-242R021	25	Female	.250" Clinch Nuts, Board Side				
636-172-037-242R001	172-037-242R001	37	Female	---				